





valuation anywhere

Diesel 
6 spd 
-- 
130 

FORD

TRANSIT CUSTOM 290 L2 DIESEL FWD (12-17)
[35826] 2.0 TDCi 130ps Low Roof Limited Van (16-17)
VIN: WF0YXTTGYHJ58719
Colour: SILVER



YT17XUH

Mileage Valuation Date Your Reference Your Valuation

Summary of Vehicle Details

Manufacturer:	FORD	Registration Date:	10 Mar 2017	Fuel Type:	Diesel
Model:	TRANSIT CUSTOM 290 L2 DIESEL FWD	Engine Number:	HJ58719	Transmission:	6 spd
Trim:	2.0 TDCi 130ps Low Roof Limited Van	VIN Number:	WF0YXTTGYHJ58719	Power (bhp):	130
CAP ID:	35826	Colour:	SILVER	Vehicle Excise Duty:	data not available
		Imported:	No	Emissions CO2 (g/km):	171
		Exported:	No		
		Scrapped:	No		

Price Summary

Original Base Model Price (when new):	£25,345
---------------------------------------	---------

Options fitted

None Specified.	
Original Price with Options (when new):	£25,345

Standard Equipment Removed

None Specified.

Standard Equipment

Driver Convenience

<input checked="" type="checkbox"/> Adjustable steering column
<input checked="" type="checkbox"/> Easy fuel capless refuelling system
<input checked="" type="checkbox"/> Ford Eco mode
<input checked="" type="checkbox"/> Front and rear parking aid + front fog lamps
<input checked="" type="checkbox"/> PAS
<input checked="" type="checkbox"/> Seatbelt warning indicator
<input checked="" type="checkbox"/> Trip computer

Entertainment

<input checked="" type="checkbox"/> 4 speakers
<input checked="" type="checkbox"/> Audio controls mounted on steering wheel
<input checked="" type="checkbox"/> Aux input socket

Exterior Features

<input checked="" type="checkbox"/> 'Guide me home' headlights
<input checked="" type="checkbox"/> Automatic lights and wipers
<input checked="" type="checkbox"/> Body colour door and tailgate handles
<input checked="" type="checkbox"/> Body coloured body side mouldings
<input checked="" type="checkbox"/> Body coloured door mirrors

<input checked="" type="checkbox"/> Body coloured front bumper
<input checked="" type="checkbox"/> Body coloured rear bumpers
<input checked="" type="checkbox"/> Daytime running lights
<input checked="" type="checkbox"/> Electric front windows with one touch facility for driver and front passenger
<input checked="" type="checkbox"/> Fixed bending lights
<input checked="" type="checkbox"/> Front mud flaps
<input checked="" type="checkbox"/> Headlamp levelling
<input checked="" type="checkbox"/> Intermittent front wash/wipe
<input checked="" type="checkbox"/> LH sliding side load door
<input checked="" type="checkbox"/> Power folding electric heated and adjustable door mirrors
<input checked="" type="checkbox"/> Projector headlamps
<input checked="" type="checkbox"/> Rear mudflaps
<input checked="" type="checkbox"/> Static cornering lights
<input checked="" type="checkbox"/> Tinted glass

Interior Features

<input checked="" type="checkbox"/> Air conditioning and pollen filter
<input checked="" type="checkbox"/> Assist handle
<input checked="" type="checkbox"/> Courtesy light
<input checked="" type="checkbox"/> Driver and passenger sunvisors with illuminated vanity mirrors
<input checked="" type="checkbox"/> Drivers seat with lumbar adjust
<input checked="" type="checkbox"/> Easy clean load floor
<input checked="" type="checkbox"/> Front passenger grab handle
<input checked="" type="checkbox"/> Glovebox with lid
<input checked="" type="checkbox"/> Half height load compartment trim boards
<input checked="" type="checkbox"/> Height adjustable front headrests
<input checked="" type="checkbox"/> Illuminated footwell
<input checked="" type="checkbox"/> Load area protection kit
<input checked="" type="checkbox"/> Map reading lights
<input checked="" type="checkbox"/> Moulded cab headlining
<input checked="" type="checkbox"/> Recirculation heater
<input checked="" type="checkbox"/> Rubber floor covering
<input checked="" type="checkbox"/> Split folding backrest in passenger seat
<input checked="" type="checkbox"/> Tie-down loops
<input checked="" type="checkbox"/> Underseat storage compartment

Safety

<input checked="" type="checkbox"/> 3 point seatbelts for all seats
<input checked="" type="checkbox"/> Drivers airbag
<input checked="" type="checkbox"/> Front outer passenger airbag with deactivation switch
<input checked="" type="checkbox"/> Front seatbelt pretensioners
<input checked="" type="checkbox"/> Height adjustable drivers seatbelt mount
<input checked="" type="checkbox"/> Passenger seatbelt height adj

Security

<input checked="" type="checkbox"/> 2nd remote key
<input checked="" type="checkbox"/> Auto locking on drive-away
<input checked="" type="checkbox"/> Auto relocking
<input checked="" type="checkbox"/> Configurable Unlocking
<input checked="" type="checkbox"/> Power door dead locks
<input checked="" type="checkbox"/> Remote central locking
<input checked="" type="checkbox"/> Thatcham category 1 alarm

Technical

<input checked="" type="checkbox"/> 2 12v sockets
<input checked="" type="checkbox"/> 80 litre fuel tank
<input checked="" type="checkbox"/> ABS
<input checked="" type="checkbox"/> Alternator - 150A
<input checked="" type="checkbox"/> Configurable interior lighting/battery saver - 30 minutes
<input checked="" type="checkbox"/> Diesel particulate filter
<input checked="" type="checkbox"/> ESP + EBA
<input checked="" type="checkbox"/> Power point
<input checked="" type="checkbox"/> Roll stability control
<input checked="" type="checkbox"/> Side wind mitigation

Wheels

16" alloy wheels

Technical Details

Emissions - ICE

CO	N
HC	N
HC+NOx	N
Noise Level dB(A)	N
NOx	N
Particles	N
Standard Euro Emissions	EURO 6

Engine and Drive Train

Automatic Transmission	False
Catalytic Convertor	True
CC	1996
Cooling System	WATER
Cylinder Layout	IN-LINE
Cylinders	4
Engine Layout	FRONT TRANSVERSE
Engine Make	N
Fuel Delivery	COMMON RAIL
Fuel Type	DIESEL
Gears	6 SPEED
Manual Transmission	True
Number of Valves	16
Valve gear	DOHC

Fuel Consumption - ICE

EC	True
EC Combined	44.1
EC Extra Urban	47.9
EC Urban	38.2

General

Any aspect of the vehicles safety cause concern?	N
Badge Engine CC	2.0
Badge Power	130
Based On ID	N
Chassis Engine Number	N
Coin Description	N
Coin Gross Vehicle Weight Code	N
Coin Power Output Code	N
Coin Series	N
Coin Wheelbase Description Code	N
Coin Wheelbase Name Code	N
Ghost model for valuation purposes	False
Insurance Group 1	N
Insurance Group 2	N
Man Corrosion Perforation Guarantee - Years	12
Manufacturers Paintwork Guarantee - Years	1
NCAP Adult Occupant Protection %	N
NCAP Child Occupant Protection %	N
NCAP Front/Side Impact - Discontinued February 09	N
NCAP Overall Rating - Effective February 09	N
NCAP Pedestrian - Discontinued February 09	N
NCAP Pedestrian Protection %	N
NCAP Safety Assist %	N
Running Cost League Headings	N
Service Interval Frequency - Months	24
Service Interval Mileage	36000
Special Edition	False
Special Order	False

Standard manufacturers warranty - Mileage	100000
Standard manufacturers warranty - Years	3
Timing Belt Interval Frequency - Months	N
Timing Belt Interval Mileage	N
Vehicle Homologation Class	N1
Vin/Frame No.	N

Performance

0 to 60	N
0 to 62	N
BHP	130
Engine Power KW	96
Engine Torque LBS.FT	284
Engine Torque MKG	39
Engine Torque NM	385
PS	True
Top Speed	N

Tyres

Alloys?	True
Automatic Clutch	False
Plated 3rd Axle	N
Plated 4th Axle	N
Space Saver?	True
Tyre Make	N
Tyre Size Front	215/65 R16
Tyre Size Rear	215/65 R16
Tyre Size Spare	FULL SIZE
Wheel Style	N
Wheel Type	16" ALLOY

Vehicle Dimensions

Front Overhang	1011
Height	1967
Height (including roof rails)	N
Length	5339
Load Deck Height	533
Load Height	1406
Load Length	2922
Load Space Width Between Wheel Arches	1390
Load Width	1775
Lower Rear Door Width	1400
Rear Door Height	1347
Rear Overhang	1028
Side Load Door Height	1324
Side Load Door Width	1030
Turning Circle - Kerb to Kerb	12.2
Turning Circle - Wall to Wall	12.75
Wheelbase	3300
Width (excluding mirrors)	1986
Width (including mirrors)	2290

Weight and Capacities

Boot Capacity Saloons	N
Fuel Tank Capacity (Litres)	80
Gross Train Weight	4840
Gross Vehicle Weight	2940
Load Space Volume	6.83
Luggage Capacity (Seats Down)	N
Luggage Capacity (Seats Up)	N
Luggage Capacity - 2nd Row Seats Removed	N
Luggage Capacity - 2nd Row Seats Up	N
Luggage Capacity - 3rd Row Seats Down	N
Luggage Capacity - 3rd Row Seats Removed	N
Luggage Capacity - 3rd Row Seats Up	N

Max. Towing Weight - Braked	2600
Max. Towing Weight - Unbraked	750
Minimum Kerbweight	1948
No. of Seats	3
Payload	992
Plated 2nd Axle	1590
Plated Front Axle	1675

FOR SMARTER AUTOMOTIVE DECISIONS™