





# valuation anywhere

Diesel   
8 spd   
--   
131 

## PEUGEOT

PARTNER STANDARD DIESEL (18-24)  
[56337] 1000 1.5 BlueHDi 130 Professional Prem + Van EAT8 (22-24)  
VIN: VR3EFYHZ3PJ587447  
Colour: WHITE

**YP23OJB**



Mileage Valuation Date Your Reference Your Valuation

## Summary of Vehicle Details

Manufacturer:	PEUGEOT	Registration Date:	31 Mar 2023	Fuel Type:	Diesel
Model:	PARTNER STANDARD DIESEL	Engine Number:	Q4EK0016006	Transmission:	8 spd
Trim:	1000 1.5 BlueHDi 130 Professional Prem + Van EAT8	VIN Number:	VR3EFYHZ3PJ587447	Power (bhp):	131
CAP ID:	56337	Colour:	WHITE	Vehicle Excise Duty:	data not available
Previous keepers:	1	Imported:	No	Emissions CO2 (g/km):	157
Last Keeper Change:	05 Oct 2024	Exported:	No		
		Scrapped:	No		

## Price Summary

Original Base Model Price (when new):	£22,380
---------------------------------------	---------

## Options fitted

None Specified.	
Original Price with Options (when new):	£22,380

## Standard Equipment Removed

None Specified.

## Standard Equipment

### Driver Convenience

<input checked="" type="checkbox"/> Cruise control with programmable speed limiter
<input checked="" type="checkbox"/> Electric power assisted steering with height and reach adjustable steering wheel
<input checked="" type="checkbox"/> Lockable fuel cap
<input checked="" type="checkbox"/> Multi-function on-board trip computer
<input checked="" type="checkbox"/> Peugeot connect with SOS assistance
<input checked="" type="checkbox"/> Peugeot i-Cockpit with head up display and compact steering wheel
<input checked="" type="checkbox"/> Rev counter with maintenance and gear efficiency indicators (GEI)
<input checked="" type="checkbox"/> Tyre pressure monitor

### Entertainment

<input checked="" type="checkbox"/> Apple Carplay/Android Auto
--

### Exterior Features

<input checked="" type="checkbox"/> Electric front windows with one touch operation
<input checked="" type="checkbox"/> Electrically adjustable door mirrors

- Height adjustable halogen headlights with automatic illumination and integrated daytime running lights (DRLs)
- High level third brake light
- Nearside side sliding door
- Side protection rubbing strips
- Visible VIN at windscreen base

### Interior Features

- 12 volt socket in dashboard
- 6 floor mounted load securing rings
- Air conditioning
- Cup holders for driver and passenger on either side of the dashboard
- Curitiba cloth upholstery
- Front door pockets with 1.5L bottle holder
- Hard plastic floor protection in cabin
- Overhead storage shelf in cabin
- Remote temperature pre-conditioning
- Upper glove box storage compartment

### Passive Safety

- Automatic activation of hazard warning lights on major deceleration
- Door opening warning and audible lights on warning
- Driver and passenger seatbelt unfastened warning
- Driver's airbag

### Security

- Dashboard mounted central locking push button and auto locking above 7mph
- Perimetric and volumetric thatcham category 1 approved alarm with tilt sensor
- Remote central locking with deadlocking, selective cab and load area locking via 3 button plip remote control key
- Thatcham approved rolling code transponder immobiliser

### Technical

- Electronic Stability Control and ABS with hill start assist, EBA and EBFD
- Engine start/stop system

### Technical Details

#### Emissions - ICE

HC	N
Standard Emissions	EURO 6
WLTP - CO2 (g/km) - Comb	136
WLTP - CO2 (g/km) - Comb - TEH	164
WLTP - CO2 (g/km) - Comb - TEL	136
WLTP - CO2 (g/km) - Extra High	152
WLTP - CO2 (g/km) - Extra High - TEH	182
WLTP - CO2 (g/km) - Extra High - TEL	152
WLTP - CO2 (g/km) - High	117
WLTP - CO2 (g/km) - High - TEH	144
WLTP - CO2 (g/km) - High - TEL	117
WLTP - CO2 (g/km) - Low	152
WLTP - CO2 (g/km) - Low - TEH	174
WLTP - CO2 (g/km) - Low - TEL	152
WLTP - CO2 (g/km) - Medium	127
WLTP - CO2 (g/km) - Medium - TEH	157
WLTP - CO2 (g/km) - Medium - TEL	127

### Engine and Drive Train

Automatic Transmission	True
Bore	75
Catalytic Convertor	True
CC	1499
Compression Ratio	16.4:1
Cooling System	WATER
Cylinder Layout	IN-LINE
Cylinders	4

Engine Codes	DV5RC
Engine Layout	FRONT TRANSVERSE
Engine Make	N
Fuel Delivery	COMMON RAIL
Fuel Type	DIESEL
Gears	8 SPEED
Manual Transmission	False
Number of Valves	16
Stroke	84.8
Valve gear	DOHC

### Fuel Consumption - ICE

EC	False
WLTP - FC (l/100km) - Comb - TEH	6.3
WLTP - FC (l/100km) - Comb - TEL	5.2
WLTP - FC (l/100km) - Extra High - TEH	7
WLTP - FC (l/100km) - Extra High - TEL	5.8
WLTP - FC (l/100km) - High - TEH	5.5
WLTP - FC (l/100km) - High - TEL	4.5
WLTP - FC (l/100km) - Low - TEH	6.6
WLTP - FC (l/100km) - Low - TEL	5.8
WLTP - FC (l/100km) - Medium - TEH	6
WLTP - FC (l/100km) - Medium - TEL	4.9
WLTP - MPG - Comb - TEH	45.1
WLTP - MPG - Comb - TEL	54.3
WLTP - MPG - Extra High - TEH	40.6
WLTP - MPG - Extra High - TEL	48.6
WLTP - MPG - High - TEH	51.5
WLTP - MPG - High - TEL	63.2
WLTP - MPG - Low - TEH	42.6
WLTP - MPG - Low - TEL	48.6
WLTP - MPG - Medium - TEH	47.2
WLTP - MPG - Medium - TEL	58.1

### General

Alternative Fuel Qualifying	False
Any aspect of the vehicles safety cause concern?	False
Badge Engine CC	1.5
Badge Power	130
Based On ID	N
Chassis Engine Number	N
Clutch	SINGLE DRY PLATE
Coin Description	N
Coin Gross Vehicle Weight Code	N
Coin Power Output Code	N
Coin Series	N
Coin Wheelbase Description Code	N
Coin Wheelbase Name Code	N
Exhaust System	CATALYTIC CONVERTER
Front Brakes	VENTILATED DISCS
Front Suspension	MACPHERSON STRUTS
Generation Mark	3
Ghost model for valuation purposes	False
Hand Brake	REAR WHEELS
Insurance Group 1	N
Insurance Group 2	N
NCAP Adult Occupant Protection %	N
NCAP Child Occupant Protection %	N
NCAP Front/Side Impact - Discontinued February 09	N
NCAP Overall Rating - Effective February 09	N
NCAP Overall Rating - LCV	N
NCAP Pedestrian - Discontinued February 09	N
NCAP Pedestrian Protection %	N
NCAP Safety Assist %	N
Rear Brakes	DISCS
Rear Suspension	COIL SPRINGS

Relative Height	H1
Relative Length	L1
Running Cost League Headings	SMALL
Service Interval Frequency - Months	24
Service Interval Mileage	25000
Special Edition	False
Special Order	False
Standard manufacturers warranty - Mileage	100000
Standard manufacturers warranty - Years	3
Steering	PAS RACK AND PINION
This vehicle is classed as a car for VED purposes	False
Vehicle Homologation Class	N1
Vin/Frame No.	N

## Performance

BHP	131
Engine Power KW	96
Engine Power RPM	3750
Engine Torque LBS.FT	221
Engine Torque MKG	30.6
Engine Torque NM	300
Engine Torque RPM	1750
PS	True
Top Speed	114

## Test Cycles

Emissions Test Cycle	WLTP
RDE Certification Level	RDE 2

## Tyres

Alloys?	False
Automatic Clutch	True
Plated 3rd Axle	N
Plated 4th Axle	N
Space Saver?	False
Tyre Make	N
Tyre Size Front	205/60 R16
Tyre Size Rear	205/60 R16
Tyre Size Spare	TYRE REPAIR KIT
Wheel Style	N
Wheel Type	16" STEEL

## Vehicle Dimensions

Front Overhang	892
Height	1840
Height (including roof rails)	N
Length	4403
Load Deck Height	586
Load Height	1236
Load Length	1817
Load Space Width Between Wheel Arches	1229
Load Width	1550
Lower Rear Door Width	1241
Rear Door Height	1196
Rear Overhang	726
Side Load Door Height	1072
Side Load Door Width	675
Turning Circle - Kerb to Kerb	10.82
Upper Rear Door Width	1087
Wheelbase	2785
Width (excluding mirrors)	1848
Width (including mirrors)	2107

## Weight and Capacities

Boot Capacity Saloons	N
Fuel Tank Capacity (Litres)	50
Gross Train Weight	3385
Gross Vehicle Weight	2385
Load Space Volume	3.3
Luggage Capacity (Seats Down)	N
Luggage Capacity (Seats Up)	N
Luggage Capacity - 2nd Row Seats Removed	N
Luggage Capacity - 2nd Row Seats Up	N
Luggage Capacity - 3rd Row Seats Down	N
Luggage Capacity - 3rd Row Seats Removed	N
Luggage Capacity - 3rd Row Seats Up	N
Max. Towing Weight - Braked	1000
Max. Towing Weight - Unbraked	720
Minimum Kerbweight	1401
No. of Seats	2
Payload	984
Plated 2nd Axle	1400
Plated Front Axle	1200

FOR SMARTER AUTOMOTIVE DECISIONS™