





valuation anywhere

Diesel 
6 spd 
-- 
130 

RENAULT

TRAFIC LWB DIESEL (21-)
[53970] LL30 Blue dCi 130 Sport Van (21-23)
VIN: VF1FL000969146658
Colour: WHITE



YC72FGE

Mileage Valuation Date Your Reference Your Valuation

Summary of Vehicle Details

Manufacturer:	RENAULT	Registration Date:	31 Oct 2022	Fuel Type:	Diesel
Model:	TRAFIC LWB DIESEL	Engine Number:	C060255	Transmission:	6 spd
Trim:	LL30 Blue dCi 130 Sport Van	VIN Number:	VF1FL000969146658	Power (bhp):	130
CAP ID:	53970	Colour:	WHITE	Vehicle Excise Duty:	data not available
Previous keepers:	1	Imported:	No	Emissions CO2 (g/km):	187
Last Keeper Change:	01 Nov 2022	Exported:	No		
		Scrapped:	No		

Price Summary

Original Base Model Price (when new):	£32,550
---------------------------------------	---------

Options fitted

None Specified.	
Original Price with Options (when new):	£32,550

Standard Equipment Removed

None Specified.

Standard Equipment

Driver Convenience

<input checked="" type="checkbox"/> 4.2" TFT colour driver information display
<input checked="" type="checkbox"/> Cruise control with speed limiter
<input checked="" type="checkbox"/> Driver attention alert
<input checked="" type="checkbox"/> ECO mode button
<input checked="" type="checkbox"/> Gearshift indicator
<input checked="" type="checkbox"/> PAS
<input checked="" type="checkbox"/> Smart phone integration with Android auto & Apple CarPlay
<input checked="" type="checkbox"/> Trip computer

Exterior Features

<input checked="" type="checkbox"/> Body coloured door mirrors
<input checked="" type="checkbox"/> Body coloured door rail and rear tail light column with chrome grille
<input checked="" type="checkbox"/> Body coloured front bumper
<input checked="" type="checkbox"/> Electric folding door mirrors
<input checked="" type="checkbox"/> Electric front windows with one touch drivers window
<input checked="" type="checkbox"/> Full LED headlights with C-shaped DRL
<input checked="" type="checkbox"/> Heated with electric adjustment door mirrors and external temperature sensors
<input checked="" type="checkbox"/> Roof bar fixings
<input checked="" type="checkbox"/> Wide view mirror

Interior Features

<input checked="" type="checkbox"/> 12V power socket in front
<input checked="" type="checkbox"/> 18 load anchorage points
<input checked="" type="checkbox"/> Closed glovebox
<input checked="" type="checkbox"/> Height adjustable drivers seat with armrest and lumbar adjustment
<input checked="" type="checkbox"/> Interior LED cabin lighting
<input checked="" type="checkbox"/> Java cloth upholstery
<input checked="" type="checkbox"/> Mobile office
<input checked="" type="checkbox"/> Passenger seat bench with under seat storage
<input checked="" type="checkbox"/> Premium dashboard with horizontal grain and chrome styling
<input checked="" type="checkbox"/> Premium faux leather steering wheel
<input checked="" type="checkbox"/> Reach and rake adjustable steering column

Packs

<input checked="" type="checkbox"/> Visibility pack - Traffic

Passive Safety

<input checked="" type="checkbox"/> 3 point height adjustable seatbelts with pretensioners and load limiter
<input checked="" type="checkbox"/> Driver and passenger seatbelt reminder
<input checked="" type="checkbox"/> Driver's airbag

Security

<input checked="" type="checkbox"/> Alarm - Thatcham T2 volumetric alarm
<input checked="" type="checkbox"/> Deadlocking
<input checked="" type="checkbox"/> Electronic immobiliser
<input checked="" type="checkbox"/> Remote central locking

Technical

<input checked="" type="checkbox"/> 12v socket in loadspace
<input checked="" type="checkbox"/> 20L AdBlue tank
<input checked="" type="checkbox"/> 4 disc brakes
<input checked="" type="checkbox"/> 80 litre fuel tank
<input checked="" type="checkbox"/> ABS with EBD (Electronic Brake force Distribution)
<input checked="" type="checkbox"/> Active emergency braking system
<input checked="" type="checkbox"/> ESC (Electronic Stability Control) with Hill Start Assist and Grip Xtend

Wheels

<input checked="" type="checkbox"/> 17" Avens alloy wheels
--

Technical Details

Emissions - ICE

CO	N
HC	N
HC+NOx	N
Noise Level dB(A)	N
NOx	N
Particles	N
Standard Euro Emissions	EURO 6
WLTP - CO2 (g/km) - Comb	187

Engine and Drive Train

Automatic Transmission	False
Bore	85
Catalytic Convertor	True
CC	1997
Compression Ratio	15.1:1
Cooling System	WATER
Cylinder Layout	IN-LINE
Cylinders	4
Engine Layout	FRONT TRANSVERSE
Engine Make	N
Fuel Delivery	COMMON RAIL

Fuel Type	DIESEL
Gears	6 SPEED
Manual Transmission	True
Number of Valves	16
Stroke	88
Valve gear	DOHC

Fuel Consumption - ICE

EC	False
WLTP - FC (l/100km) - Comb	7.1
WLTP - MPG - Comb	39.8

General

Any aspect of the vehicles safety cause concern?	False
Badge Engine CC	2.0
Badge Power	130
Based On ID	N
Battery Volts	12
Chassis Engine Number	N
Clutch	SINGLE DRY PLATE
Coin Description	N
Coin Gross Vehicle Weight Code	N
Coin Power Output Code	N
Coin Series	N
Coin Wheelbase Description Code	N
Coin Wheelbase Name Code	N
Exhaust System	CATALYTIC CONVERTER
Front Brakes	VENTILATED DISCS
Front Suspension	MACPHERSON STRUTS
Generation Mark	3
Ghost model for valuation purposes	False
Hand Brake	REAR WHEELS
Insurance Group 1	N
Insurance Group 2	N
Man Corrosion Perforation Guarantee - Years	12
Manufacturers Paintwork Guarantee - Years	4
NCAP Adult Occupant Protection %	N
NCAP Child Occupant Protection %	N
NCAP Overall Rating - Effective February 09	N
NCAP Overall Rating - LCV	Silver
NCAP Pedestrian Protection %	N
NCAP Safety Assist %	45
Rear Brakes	DISCS
Rear Suspension	COIL SPRINGS
Relative Height	H1
Relative Length	L2
Running Cost League Headings	MEDIUM
Service Interval Frequency - Months	24
Service Interval Mileage	24000
Special Edition	False
Special Order	False
Standard manufacturers warranty - Mileage	100000
Standard manufacturers warranty - Years	3
Steering	PAS RACK AND PINION
Vehicle Homologation Class	N1

Performance

BHP	130
Engine Power KW	96
Engine Power RPM	3500
Engine Torque LBS.FT	243
Engine Torque MKG	33.7
Engine Torque NM	330
Engine Torque RPM	1500
PS	True

Test Cycles

Emissions Test Cycle	WLTP
----------------------	------

Tyres

Alloys?	True
Automatic Clutch	False
Plated 3rd Axle	N
Plated 4th Axle	N
Space Saver?	False
Tyre Make	N
Tyre Size Front	215/60 R17
Tyre Size Rear	215/60 R17
Tyre Size Spare	FULL SIZE
Wheel Style	AVENS
Wheel Type	17" ALLOY

Vehicle Dimensions

Front Overhang	1014
Height	1967
Length	5480
Load Deck Height	552
Load Height	1387
Load Length	2937
Load Space Width Between Wheel Arches	1268
Load Width	1662
Lower Rear Door Width	1255
Rear Door Height	1320
Rear Overhang	968
Side Load Door Height	1284
Side Load Door Width	1030
Turning Circle - Kerb to Kerb	13.8
Turning Circle - Wall to Wall	14.3
Upper Rear Door Width	1320
Wheelbase	3498
Width (excluding mirrors)	1956
Width (including mirrors)	2283

Weight and Capacities

Boot Capacity Saloons	N
Fuel Tank Capacity (Litres)	80
Gross Train Weight	5070
Gross Vehicle Weight	3070
Load Space Volume	7.8
Luggage Capacity (Seats Down)	N
Luggage Capacity (Seats Up)	N
Luggage Capacity - 2nd Row Seats Removed	N
Luggage Capacity - 2nd Row Seats Up	N
Luggage Capacity - 3rd Row Seats Down	N
Luggage Capacity - 3rd Row Seats Removed	N
Luggage Capacity - 3rd Row Seats Up	N
Max. Roof Load	200
Max. Towing Weight - Braked	2500
Max. Towing Weight - Unbraked	750
Minimum Kerbweight	1940
No. of Seats	3
Payload	1130
Plated 2nd Axle	1650
Plated Front Axle	1625