




valuation anywhere

Diesel 
6 spd 
119 
£260.00 
120 

FORD
TRANSIT CONNECT 200 L1 DIESEL (13-18)
[37702] 1.5 TDCi 120ps Limited Van (16-18)
VIN: WF0RXXWPGRJT61862
Colour: SILVER



WR18AMU

Mileage Valuation Date Your Reference Your Valuation

Summary of Vehicle Details

Manufacturer:	FORD	Registration Date:	24 May 2018	Fuel Type:	Diesel
Model:	TRANSIT CONNECT 200 L1 DIESEL	Engine Number:	JT61862	Transmission:	6 spd
Trim:	1.5 TDCi 120ps Limited Van	VIN Number:	WF0RXXWPGRJT61862	Power (bhp):	120
CAP ID:	37702	Colour:	SILVER	Vehicle Excise Duty:	£260.00
		Imported:	No	Emissions CO2 (g/km):	119
		Exported:	No		
		Scrapped:	No		

Price Summary

Original Base Model Price (when new):	£18,420
---------------------------------------	----------------

Options fitted

None Specified.	
Original Price with Options (when new):	£18,420

Standard Equipment Removed

None Specified.

Standard Equipment

Driver Convenience

<input checked="" type="checkbox"/> Bluetooth with USB box
<input checked="" type="checkbox"/> Cruise control with speed limiter
<input checked="" type="checkbox"/> Easy fuel capless refuelling system
<input checked="" type="checkbox"/> PAS
<input checked="" type="checkbox"/> Reverse parking sensor
<input checked="" type="checkbox"/> Trip computer
<input checked="" type="checkbox"/> Voice control system

Entertainment

<input checked="" type="checkbox"/> DAB radio/CD with SYNC
<input checked="" type="checkbox"/> Steering wheel mounted audio controls

Exterior Features

<input checked="" type="checkbox"/> Automatic lights and wipers
<input checked="" type="checkbox"/> Body colour side protection mouldings
<input checked="" type="checkbox"/> Body coloured door handles
<input checked="" type="checkbox"/> Body coloured door mirrors
<input checked="" type="checkbox"/> Body coloured front bumper
<input checked="" type="checkbox"/> Chrome front grille

<input checked="" type="checkbox"/> Chrome head lamp bezels
<input checked="" type="checkbox"/> Electrically folding and heated door mirrors
<input checked="" type="checkbox"/> Front electric windows with anti-trap and driver's one touch function
<input checked="" type="checkbox"/> Heated windscreen with heated door mirrors and washer jets

Interior Features

<input checked="" type="checkbox"/> 6 lashing points for securing loads
<input checked="" type="checkbox"/> 8 way adjustable drivers seat
<input checked="" type="checkbox"/> Bulkhead - load through hatch
<input checked="" type="checkbox"/> Cloth upholstery
<input checked="" type="checkbox"/> Dual fold flat passenger seat with storage box
<input checked="" type="checkbox"/> Glovebox with lid
<input checked="" type="checkbox"/> Heated driver's seat
<input checked="" type="checkbox"/> Leather steering wheel
<input checked="" type="checkbox"/> Load box LED lights
<input checked="" type="checkbox"/> Overhead stowage
<input checked="" type="checkbox"/> Plastic cargo area lining
<input checked="" type="checkbox"/> Reach and rake adjustable steering column

Packs

<input checked="" type="checkbox"/> Fuel economy pack - Transit Connect

Safety

<input checked="" type="checkbox"/> Driver seatbelt reminder
<input checked="" type="checkbox"/> Drivers airbag

Security

<input checked="" type="checkbox"/> 2nd remote key
<input checked="" type="checkbox"/> Immobiliser
<input checked="" type="checkbox"/> Remote central locking
<input checked="" type="checkbox"/> Thatcham category 1 alarm

Technical

<input checked="" type="checkbox"/> ABS + EBD
<input checked="" type="checkbox"/> ESP + EBA
<input checked="" type="checkbox"/> Hill start assist

Technical Details

Emissions - ICE

CO2	119
Standard Euro Emissions	EURO 6

Engine and Drive Train

Automatic Transmission	False
Catalytic Convertor	True
CC	1498
Cooling System	WATER
Cylinder Layout	IN-LINE
Engine Layout	FRONT TRANSVERSE
Engine Make	N
Fuel Delivery	COMMON RAIL
Fuel Type	DIESEL
Gears	6 SPEED
Manual Transmission	True
Valve gear	SOHC

Fuel Consumption - ICE

EC	True
EC Combined	61.4
EC Extra Urban	64.2
EC Urban	57.7

General

Any aspect of the vehicles safety cause concern?	False
Badge Engine CC	1.5
Badge Power	120
Based On ID	N
Chassis Engine Number	N
Clutch	SINGLE DRY PLATE
Coin Description	N
Coin Gross Vehicle Weight Code	N
Coin Power Output Code	N
Coin Series	N
Coin Wheelbase Description Code	N
Coin Wheelbase Name Code	N
Exhaust System	CATALYTIC CONVERTER
Front Brakes	DISCS
Front Suspension	MACPHERSON STRUTS
Ghost model for valuation purposes	False
Hand Brake	REAR
Insurance Group 1	N
Insurance Group 2	N
Man Corrosion Perforation Guarantee - Years	12
Manufacturers Paintwork Guarantee - Years	3
NCAP Adult Occupant Protection %	N
NCAP Child Occupant Protection %	N
NCAP Overall Rating - Effective February 09	N
NCAP Pedestrian Protection %	N
NCAP Safety Assist %	N
Rear Brakes	DRUM
Rear Suspension	SINGLE LEAF SPRINGS
Running Cost League Headings	N
Service Interval Frequency - Months	12
Service Interval Mileage	20000
Special Edition	False
Special Order	False
Standard manufacturers warranty - Mileage	100000
Standard manufacturers warranty - Years	3
Timing Belt Interval Frequency - Months	120
Timing Belt Interval Mileage	150000
Vehicle Homologation Class	N1
Vin/Frame No.	N

Performance

0 to 60	False
BHP	120
Engine Power KW	88
PS	True

Tyres

Alloys?	True
Automatic Clutch	False
Plated 3rd Axle	N
Plated 4th Axle	N
Space Saver?	False
Tyre Make	N
Tyre Size Front	205/60 R16
Tyre Size Rear	205/60 R16
Tyre Size Spare	FULL SIZE
Wheel Style	5 SPOKE
Wheel Type	16" ALLOY

Vehicle Dimensions

Front Overhang	878
Height	1861
Height (including roof rails)	N
Length	4418

Load Deck Height	599
Load Height	1269
Load Length	1817
Load Space Width Between Wheel Arches	1226
Load Width	1538
Lower Rear Door Width	1248
Rear Door Height	1136
Rear Overhang	878
Side Load Door Height	1228
Side Load Door Width	612
Turning Circle - Kerb to Kerb	11.3
Turning Circle - Wall to Wall	11.7
Upper Rear Door Width	N
Wheelbase	2662
Width (excluding mirrors)	1835
Width (including mirrors)	2137

Weight and Capacities

Boot Capacity Saloons	N
Fuel Tank Capacity (Litres)	60
Gross Train Weight	2925
Gross Vehicle Weight	2005
Luggage Capacity (Seats Down)	N
Luggage Capacity (Seats Up)	N
Luggage Capacity - 2nd Row Seats Removed	N
Luggage Capacity - 2nd Row Seats Up	N
Luggage Capacity - 3rd Row Seats Down	N
Luggage Capacity - 3rd Row Seats Removed	N
Luggage Capacity - 3rd Row Seats Up	N
Max. Roof Load	75
Max. Towing Weight - Braked	1200
Max. Towing Weight - Unbraked	725
Minimum Kerbweight	1420
No. of Seats	2
Payload	585
Plated 2nd Axle	1050
Plated Front Axle	1125

FOR SMARTER AUTOMOTIVE DECISIONS™