





valuation anywhere

Diesel 
6 spd 
-- 
136 

MERCEDES-BENZ
VITO L2 DIESEL FWD (20-21)
[48603] 114CDI Progressive Van (20-21)
VIN: W1V44760323786641
Colour: WHITE



WN70NUB

Mileage Valuation Date Your Reference Your Valuation

Summary of Vehicle Details

Manufacturer:	MERCEDES-BENZ	Registration Date:	30 Sep 2020	Fuel Type:	Diesel
Model:	VITO L2 DIESEL FWD	Engine Number:	R9NA402C015737	Transmission:	6 spd
Trim:	114CDI Progressive Van	VIN Number:	W1V44760323786641	Power (bhp):	136
CAP ID:	48603	Colour:	WHITE	Vehicle Excise Duty:	data not available
Previous keepers:	1	Imported:	No	Emissions CO2 (g/km):	174
Last Keeper Change:	15 Feb 2022	Exported:	No		
		Scrapped:	No		

Price Summary

Original Base Model Price (when new):	£24,745
---------------------------------------	----------------

Options fitted

None Specified.	
Original Price with Options (when new):	£24,745

Standard Equipment Removed

None Specified.

Standard Equipment

Driver Convenience

<input checked="" type="checkbox"/> Chrome instrument cluster
<input checked="" type="checkbox"/> Comfort overhead control panel
<input checked="" type="checkbox"/> Digital clock
<input checked="" type="checkbox"/> Headlight range control
<input checked="" type="checkbox"/> Low fuel warning light
<input checked="" type="checkbox"/> PAS
<input checked="" type="checkbox"/> Seatbelt warning indicator
<input checked="" type="checkbox"/> Warning lights
<input checked="" type="checkbox"/> Wireless tyre pressure monitoring

Exterior Features

<input checked="" type="checkbox"/> Adaptive brake lights
<input checked="" type="checkbox"/> Colour coded front and rear bumpers
<input checked="" type="checkbox"/> Daytime running lights
<input checked="" type="checkbox"/> Electrically heated and adjustable wing mirrors
<input checked="" type="checkbox"/> Halogen front fog lights
<input checked="" type="checkbox"/> Heat insulating glass
<input checked="" type="checkbox"/> Rain sensor
<input checked="" type="checkbox"/> Third rear brake light

Interior Features

<input checked="" type="checkbox"/> Ashtray
<input checked="" type="checkbox"/> Cigarette lighter
<input checked="" type="checkbox"/> Comfort eight way adjustable driver's seat
<input checked="" type="checkbox"/> Driver seat lumbar support
<input checked="" type="checkbox"/> Front door storage pockets
<input checked="" type="checkbox"/> Height and rake adjustable steering wheel
<input checked="" type="checkbox"/> Locking glove compartment
<input checked="" type="checkbox"/> Multifunctional steering wheel
<input checked="" type="checkbox"/> Ventilation nozzles
<input checked="" type="checkbox"/> Wood load flooring

Packs

<input checked="" type="checkbox"/> Anti theft protection pack - Vito

Safety

<input checked="" type="checkbox"/> 3 point seatbelts for all seats
<input checked="" type="checkbox"/> Accident recovery management
<input checked="" type="checkbox"/> Attention assist
<input checked="" type="checkbox"/> Co-driver airbag
<input checked="" type="checkbox"/> Crosswind assist
<input checked="" type="checkbox"/> Drivers airbag

Security

<input checked="" type="checkbox"/> Central locking with remote control
<input checked="" type="checkbox"/> Double locking
<input checked="" type="checkbox"/> Electronic immobiliser

Technical

<input checked="" type="checkbox"/> 24 litre larger AdBlue tanks
<input checked="" type="checkbox"/> 6 speed manual transmission
<input checked="" type="checkbox"/> ABS/ESP/ASR
<input checked="" type="checkbox"/> Active brake assist
<input checked="" type="checkbox"/> Diesel particulate filter
<input checked="" type="checkbox"/> EBV and BAS
<input checked="" type="checkbox"/> Hill start assist
<input checked="" type="checkbox"/> Mechanical parking brake
<input checked="" type="checkbox"/> Traction control

Technical Details

Emissions - ICE

HC	N
Standard Euro Emissions	EURO 6
WLTP - CO2 (g/km) - Comb	174

Engine and Drive Train

Automatic Transmission	False
CC	1749
Cylinder Layout	IN-LINE
Cylinders	4
Engine Make	N
Fuel Delivery	COMMON RAIL
Fuel Type	DIESEL
Gears	6 SPEED
Manual Transmission	True
Number of Valves	16

Fuel Consumption - ICE

EC	False
WLTP - FC (l/100km) - Comb	7.4
WLTP - FC (l/100km) - Extra High	7.7
WLTP - FC (l/100km) - High	6.5

WLTP - FC (l/100km) - Low	9.1
WLTP - FC (l/100km) - Medium	7.2
WLTP - MPG - Comb	38.2
WLTP - MPG - Extra High	36.7
WLTP - MPG - High	43.5
WLTP - MPG - Low	31
WLTP - MPG - Medium	39.2

General

Alternator Amps	185
Any aspect of the vehicles safety cause concern?	False
Badge Engine CC	1.7
Badge Power	136
Based On ID	N
Battery AH	92
Battery Volts	12
Coin Description	N
Coin Gross Vehicle Weight Code	N
Coin Power Output Code	N
Coin Series	N
Coin Wheelbase Description Code	N
Coin Wheelbase Name Code	N
Generation Mark	3
Ghost model for valuation purposes	False
Insurance Group 1	N
Insurance Group 2	N
NCAP Adult Occupant Protection %	N
NCAP Child Occupant Protection %	N
NCAP Overall Rating - Effective February 09	N
NCAP Pedestrian Protection %	N
NCAP Safety Assist %	N
Relative Height	H1
Relative Length	L2
Special Edition	False
Special Order	False
Standard manufacturers warranty - Mileage	999999
Standard manufacturers warranty - Years	3
This vehicle is classed as a car for VED purposes	N
Vehicle Homologation Class	N1
Vin/Frame No.	N

Performance

BHP	136
Engine Power KW	100
Engine Power RPM	3800
Engine Torque LBS.FT	243
Engine Torque MKG	33.7
Engine Torque NM	330
Engine Torque RPM	1750
PS	True

Test Cycles

Emissions Test Cycle	WLTP
----------------------	------

Tyres

Alloys?	False
Automatic Clutch	False
Plated 3rd Axle	N
Plated 4th Axle	N
Space Saver?	False
Tyre Make	N
Tyre Size Front	195/65 R16
Tyre Size Rear	225/60 R16
Wheel Style	N
Wheel Type	16" STEEL

Vehicle Dimensions

Front Overhang	895
Height	1910
Length	5140
Load Deck Height	558
Load Height	1391
Load Length	2831
Load Space Width Between Wheel Arches	1270
Load Width	1685
Rear Door Height	1261
Rear Overhang	1045
Turning Circle - Kerb to Kerb	11.8
Wheelbase	3200
Width (excluding mirrors)	1928
Width (including mirrors)	2249

Weight and Capacities

Boot Capacity Saloons	N
Fuel Tank Capacity (Litres)	57
Gross Train Weight	4800
Gross Vehicle Weight	2800
Load Space Volume	6
Luggage Capacity (Seats Down)	N
Luggage Capacity (Seats Up)	N
Luggage Capacity - 2nd Row Seats Removed	N
Luggage Capacity - 2nd Row Seats Up	N
Luggage Capacity - 3rd Row Seats Down	N
Luggage Capacity - 3rd Row Seats Removed	N
Luggage Capacity - 3rd Row Seats Up	N
Minimum Kerbweight	2009
No. of Seats	3
Payload	791