





valuation anywhere

Diesel 
6 spd 
-- 
100 

VAUXHALL

VIVARO L2 DIESEL (19-24)
[56184] 2900 1.5d 100PS Prime H1 Van (22-24)
VIN: VXEVBYHRMP7859827
Colour: WHITE

VN73AYB



Mileage Valuation Date Your Reference Your Valuation

Summary of Vehicle Details

| | | | | | |
|---------------------|------------------------------|--------------------|-------------------|-----------------------|--------------------|
| Manufacturer: | VAUXHALL | Registration Date: | 01 Nov 2023 | Fuel Type: | Diesel |
| Model: | VIVARO L2 DIESEL | Engine Number: | Q4EW0143591 | Transmission: | 6 spd |
| Trim: | 2900 1.5d 100PS Prime H1 Van | VIN Number: | VXEVBYHRMP7859827 | Power (bhp): | 100 |
| CAP ID: | 56184 | Colour: | WHITE | Vehicle Excise Duty: | data not available |
| Last Keeper Change: | 01 Nov 2023 | Imported: | No | Emissions CO2 (g/km): | 177 |
| | | Exported: | No | | |
| | | Scrapped: | No | | |

Price Summary

| | |
|---------------------------------------|---------|
| Original Base Model Price (when new): | £27,775 |
|---------------------------------------|---------|

Options fitted

| | |
|---|---------|
| None Specified. | |
| Original Price with Options (when new): | £27,775 |

Standard Equipment Removed

None Specified.

Standard Equipment

Driver Convenience

| |
|---|
| <input checked="" type="checkbox"/> e-Call and b-Call |
| <input checked="" type="checkbox"/> Hydraulic power assisted rack and pinion system |
| <input checked="" type="checkbox"/> Multi function trip computer, trip odometer, vehicle range, average speed, driving time, average and instantaneous fuel economy |
| <input checked="" type="checkbox"/> PAS |
| <input checked="" type="checkbox"/> Tyre pressure monitor |
| <input checked="" type="checkbox"/> Vauxhall connect |

Exterior Features

| |
|--|
| <input checked="" type="checkbox"/> Daytime running lights |
| <input checked="" type="checkbox"/> Electric front windows with one touch up/down facility |
| <input checked="" type="checkbox"/> Flexible roof mounted aerial |
| <input checked="" type="checkbox"/> Halogen headlights |
| <input checked="" type="checkbox"/> Lights on audible warning, reversing light, hazard warning, rear fog light, high level brake light and side repeat indicator |
| <input checked="" type="checkbox"/> Side protection mouldings |

Interior Features

| |
|---|
| <input checked="" type="checkbox"/> Curitiba cloth upholstery with vinyl side bolsters |
| <input checked="" type="checkbox"/> Driver seat - Height, reach, backrest recline, lumbar adjustment, driver's seat armrest and padded head restraint, 6 way adjustable drivers seat |
| <input checked="" type="checkbox"/> Facia storage-upper glovebox, open lower glovebox with 12v socket and aux-in, lower shelf, A4 storage on top, two drink holders, pocket in gear lever |

- Fixed dual front passenger bench seat and backrest with underseat storage and height adjustable front padded head restraints
- Fixed floor mounted load restraint lashing eyes x8
- Front door pockets - three separate compartments in each door
- Mistral Black/Grey facia and door trim
- Reach and rake adjustable steering wheel and facia mounted gear lever

Passive Safety

- 3 point seat belts
- Driver and front passenger airbag
- Height adjustable outer front seatbelts
- Seatbelt remainder for driver and passenger

Security

- Electronic engine deadlock immobiliser, steering column lock, lockable fuel filler cap and anti theft spare wheel cradle
- Remote control door locking, selective door locking, two keys with integral remote and door deadlocks

Technical

- 22.5 litres AdBlue tank
- 70L fuel tank
- Electronic brake force distribution
- Engine start/stop system
- ESP plus + traction control
- Floor mounted handbrake lever
- Four channel Anti lock braking system
- Front ventilated and rear disc brakes
- Hill start assist
- Six speed manual gearbox

Technical Details

Emissions - ICE

| | |
|--------------------------------|--------|
| HC | N |
| Standard Emissions | EURO 6 |
| WLTP - CO2 (g/km) - Comb | 181 |
| WLTP - CO2 (g/km) - Comb - TEH | 188 |
| WLTP - CO2 (g/km) - Comb - TEL | 178 |

Engine and Drive Train

| | |
|------------------------|------------------------------------|
| Automatic Transmission | False |
| Bore | 75 |
| Catalytic Convertor | True |
| CC | 1499 |
| Cylinder Layout | IN-LINE |
| Cylinders | 4 |
| Engine Codes | DV5RUCd |
| Engine Layout | FRONT TRANSVERSE |
| Engine Make | N |
| Fuel Delivery | DIRECT INJECTION TURBO INTERCOOLER |
| Fuel Type | DIESEL |
| Gears | 6 SPEED |
| Manual Transmission | True |
| Number of Valves | 16 |
| Stroke | 84.8 |
| Valve gear | DOHC |

Fuel Consumption - ICE

| | |
|----------------------------------|-------|
| EC | False |
| EC Combined | 55.3 |
| EC Extra Urban | 57.6 |
| EC Urban | 50.4 |
| WLTP - FC (l/100km) - Comb | 6.9 |
| WLTP - FC (l/100km) - Comb - TEH | 7.2 |
| WLTP - FC (l/100km) - Comb - TEL | 6.8 |
| WLTP - MPG - Comb | 40.9 |

| | |
|-------------------------|------|
| WLTP - MPG - Comb - TEH | 39.2 |
| WLTP - MPG - Comb - TEL | 41.5 |

General

| | |
|--|---------------------|
| Any aspect of the vehicles safety cause concern? | False |
| Badge Engine CC | 1.5 |
| Badge Power | 100 |
| Based On ID | N |
| Battery Volts | 12 |
| Clutch | SINGLE DRY PLATE |
| Coin Description | N |
| Coin Gross Vehicle Weight Code | N |
| Coin Power Output Code | N |
| Coin Series | N |
| Coin Wheelbase Description Code | N |
| Coin Wheelbase Name Code | N |
| Exhaust System | CATALYTIC CONVERTER |
| Front Suspension | MACPHERSON STRUTS |
| Generation Mark | 2 |
| Ghost model for valuation purposes | False |
| Insurance Group 1 | N |
| Insurance Group 2 | N |
| Man Corrosion Perforation Guarantee - Years | 6 |
| Manufacturers Paintwork Guarantee - Years | 6 |
| NCAP Adult Occupant Protection % | N |
| NCAP Child Occupant Protection % | N |
| NCAP Overall Rating - Effective February 09 | N |
| NCAP Overall Rating - LCV | Bronze |
| NCAP Pedestrian Protection % | N |
| NCAP Safety Assist % | 30 |
| Relative Height | H1 |
| Relative Length | L2 |
| Running Cost League Headings | MEDIUM |
| Service Interval Frequency - Months | 24 |
| Service Interval Mileage | 25000 |
| Special Edition | False |
| Special Order | False |
| Standard manufacturers warranty - Mileage | 100000 |
| Standard manufacturers warranty - Years | 3 |
| Steering | PAS RACK AND PINION |
| Timing Belt Interval Frequency - Months | 120 |
| Timing Belt Interval Mileage | 125000 |
| Vehicle Homologation Class | N1 |

Performance

| | |
|----------------------|-------|
| 0 to 60 | False |
| BHP | 100 |
| Engine Power KW | 74 |
| Engine Power RPM | 3500 |
| Engine Torque LBS.FT | 199 |
| Engine Torque MKG | 27.5 |
| Engine Torque NM | 270 |
| Engine Torque RPM | 1600 |
| PS | True |
| Top Speed | 90 |

Test Cycles

| | |
|-------------------------|-------|
| Emissions Test Cycle | WLTP |
| RDE Certification Level | RDE 2 |

Tyres

| | |
|------------------|------------|
| Alloys? | False |
| Automatic Clutch | False |
| Space Saver? | False |
| Tyre Size Front | 215/65 R16 |

| | |
|-----------------|-----------------|
| Tyre Size Rear | 215/65 R16 |
| Tyre Size Spare | TYRE REPAIR KIT |
| Wheel Style | N |
| Wheel Type | 16" STEEL |

Vehicle Dimensions

| | |
|---------------------------------------|------|
| Front Overhang | 881 |
| Height | 1935 |
| Length | 5309 |
| Load Deck Height | 600 |
| Load Height | 1397 |
| Load Length | 2862 |
| Load Space Width Between Wheel Arches | 1258 |
| Load Width | 1636 |
| Lower Rear Door Width | 1282 |
| Rear Door Height | 1220 |
| Rear Overhang | 1153 |
| Side Load Door Height | 1241 |
| Side Load Door Width | 935 |
| Turning Circle - Kerb to Kerb | 12.4 |
| Upper Rear Door Width | 1282 |
| Wheelbase | 3275 |
| Width (excluding mirrors) | 1920 |
| Width (including mirrors) | 2204 |

Weight and Capacities

| | |
|-------------------------------|------|
| Boot Capacity Saloons | N |
| Fuel Tank Capacity (Litres) | 70 |
| Gross Train Weight | 4830 |
| Gross Vehicle Weight | 2830 |
| Load Space Volume | 6.1 |
| Max. Roof Load | 170 |
| Max. Towing Weight - Braked | 2000 |
| Max. Towing Weight - Unbraked | 750 |
| Minimum Kerbweight | 1770 |
| No. of Seats | 3 |
| Payload | 1060 |
| Plated 2nd Axle | 1800 |
| Plated Front Axle | 1500 |

FOR SMARTER AUTOMOTIVE DECISIONS™