





valuation anywhere

Diesel 
6 spd 
-- 
130 

FORD
TRANSIT CUSTOM 300 L2 DIESEL FWD (17-23)
[44484] 2.0 EcoBlue 130ps Low Roof Leader Van (19-23)
VIN: WF0YXTTGYNB41023
Colour: WHITE



SL72XDK

Mileage Valuation Date Your Reference Your Valuation

Summary of Vehicle Details

Manufacturer:	FORD	Registration Date:	28 Dec 2022	Fuel Type:	Diesel
Model:	TRANSIT CUSTOM 300 L2 DIESEL FWD	Engine Number:	NB41023	Transmission:	6 spd
Trim:	2.0 EcoBlue 130ps Low Roof Leader Van	VIN Number:	WF0YXTTGYNB41023	Power (bhp):	130
CAP ID:	44484	Colour:	WHITE	Vehicle Excise Duty:	data not available
Last Keeper Change:	28 Dec 2022	Imported:	No	Emissions CO2 (g/km):	196
		Exported:	No		
		Scrapped:	No		

Price Summary

Original Base Model Price (when new):	£31,095
---------------------------------------	----------------

Options fitted

None Specified.	
Original Price with Options (when new):	£31,095

Standard Equipment Removed

None Specified.

Standard Equipment

Driver Convenience

<input checked="" type="checkbox"/> Easy fuel capless refuelling system
<input checked="" type="checkbox"/> Embedded modem
<input checked="" type="checkbox"/> Ford Eco mode
<input checked="" type="checkbox"/> PAS
<input checked="" type="checkbox"/> Selectable drive mode
<input checked="" type="checkbox"/> Trip computer
<input checked="" type="checkbox"/> Vehicle maintenance monitor

Entertainment

<input checked="" type="checkbox"/> Audio controls mounted on steering wheel
--

Exterior Features

<input checked="" type="checkbox"/> Automatic headlamps with follow me home
<input checked="" type="checkbox"/> Black coloured lift/decklid exterior handles
<input checked="" type="checkbox"/> Black exterior door handle
<input checked="" type="checkbox"/> Black exterior mirror finish
<input checked="" type="checkbox"/> Complete grille with 3 bars
<input checked="" type="checkbox"/> Door open tyre carrier drop
<input checked="" type="checkbox"/> Electric front windows with one touch facility for driver and front passenger

- Emergency brake light flashing
- Front splash guards/Mud flaps
- Headlamp levelling
- Intermittent front wash/wipe
- Kerbside side load doors
- Low roof line
- Part body colour front bumper
- Quad beam headlamps
- Rear cargo hinged door
- Rear door edge warn reflectors
- Rear mudflaps
- Rear splash guards
- Self coloured rear bumper
- Unrestricted side load door opening
- Wide bodyside grey mouldings

Interior Features

- 2 Interior grab handles
- Driver non illuminated sunvisor
- Floorwell lights
- Glove box lid
- Header mounted courtesy lights - 2 map lights
- Header mounted package tray
- Height adjustable front headrests
- Molded gear shift knob
- Partial molded headliner
- Partial rubber inside floor cover
- Passenger non illuminated sunvisor
- Passenger underseat storage box
- Reach and rake adjustable steering column
- Recirculation heater
- Tool kit

Packs

- Interior trim accent pack A- Transit custom
- Less rear seat pack - Transit Custom

Passive Safety

- 3 point seatbelts for all seats
- Driver's airbag
- Dual note electric horn
- Height adjustable drivers seatbelt mount
- Passenger seatbelt height adj
- Seatbelt remainder for driver and passenger

Security

- Auto locking on drive-away
- Auto relocking
- Non locking lug nuts
- Remote central locking
- Speed dependent power lock group

Technical

- 2 12v sockets
- 80 litre fuel tank
- ABS
- Auto start/stop system
- Diesel particulate filter
- ESP
- Extra heavy duty alternator
- Mechanical parking brake
- Power point plug 400W - Level 2
- Roll stability control
- Side wind mitigation

Standard duty suspension

Wheels

15" steel wheels

Hub cap covers

Technical Details

Emissions - ICE

CO	N
HC	N
HC+NOx	N
Noise Level dB(A)	N
NOx	N
Particles	N
Standard Euro Emissions	EURO 6
WLTP - CO2 (g/km) - Comb	196
WLTP - CO2 (g/km) - Comb - TEH	207
WLTP - CO2 (g/km) - Comb - TEL	182

Engine and Drive Train

Automatic Transmission	False
Catalytic Convertor	True
CC	1996
Cooling System	WATER
Cylinder Layout	IN-LINE
Cylinders	4
Engine Layout	FRONT TRANSVERSE
Engine Make	N
Fuel Delivery	COMMON RAIL
Fuel Type	DIESEL
Gears	6 SPEED
Manual Transmission	True
Number of Valves	16
Valve gear	DOHC

Fuel Consumption - ICE

EC	False
EC Combined	44.8
EC Extra Urban	49.6
EC Urban	39.8
WLTP - FC (l/100km) - Comb	7.5
WLTP - FC (l/100km) - Comb - TEH	8.1
WLTP - FC (l/100km) - Comb - TEL	6.5
WLTP - FC (l/100km) - High - TEH	6.8
WLTP - FC (l/100km) - High - TEL	6
WLTP - FC (l/100km) - Low - TEH	8.4
WLTP - FC (l/100km) - Low - TEL	7.4
WLTP - MPG - Comb	37.7
WLTP - MPG - Comb - TEH	34.9
WLTP - MPG - Comb - TEL	43.5
WLTP - MPG - High - TEH	41.5
WLTP - MPG - High - TEL	47.1
WLTP - MPG - Low - TEH	33.6
WLTP - MPG - Low - TEL	38.2

General

Alternative Fuel Qualifying	False
Any aspect of the vehicles safety cause concern?	N
Badge Engine CC	2.0
Badge Power	130
Based On ID	N
Chassis Engine Number	N
Coin Description	N
Coin Gross Vehicle Weight Code	N

Coin Power Output Code	N
Coin Series	N
Coin Wheelbase Description Code	N
Coin Wheelbase Name Code	N
Generation Mark	1
Ghost model for valuation purposes	False
Insurance Group 1	N
Insurance Group 2	N
NCAP Adult Occupant Protection %	N
NCAP Child Occupant Protection %	N
NCAP Front/Side Impact - Discontinued February 09	N
NCAP Overall Rating - Effective February 09	N
NCAP Overall Rating - LCV	Gold
NCAP Pedestrian - Discontinued February 09	N
NCAP Pedestrian Protection %	N
NCAP Safety Assist %	63
Relative Height	H1
Relative Length	L2
Running Cost League Headings	MEDIUM
Service Interval Frequency - Months	24
Service Interval Mileage	25000
Special Edition	False
Special Order	False
Timing Belt Interval Frequency - Months	120
Timing Belt Interval Mileage	150000
Vehicle Homologation Class	N1
Vin/Frame No.	N

Performance

0 to 60	N
0 to 62	N
BHP	130
Engine Power KW	96
Engine Torque LBS.FT	284
Engine Torque MKG	39.3
Engine Torque NM	385
PS	True
Top Speed	N

Test Cycles

Emissions Test Cycle	WLTP
RDE Certification Level	RDE 2

Tyres

Alloys?	False
Automatic Clutch	False
Plated 3rd Axle	N
Plated 4th Axle	N
Space Saver?	False
Tyre Make	N
Tyre Size Front	215/65R15
Tyre Size Rear	215/65R15
Tyre Size Spare	FULL SIZE
Wheel Style	N
Wheel Type	15" STEEL

Vehicle Dimensions

Front Overhang	1012
Height	1979
Height (including roof rails)	N
Length	5340
Load Deck Height	536
Load Height	1406
Load Length	2921
Load Space Width Between Wheel Arches	1351

Load Width	1775
Lower Rear Door Width	1404
Rear Door Height	1347
Rear Overhang	1028
Side Load Door Height	1324
Side Load Door Width	1030
Turning Circle - Kerb to Kerb	12.2
Turning Circle - Wall to Wall	12.8
Upper Rear Door Width	1404
Wheelbase	3300
Width (excluding mirrors)	1986
Width (including mirrors)	2272

Weight and Capacities

Boot Capacity Saloons	N
Fuel Tank Capacity (Litres)	80
Gross Train Weight	5240
Gross Vehicle Weight	3000
Load Space Volume	6.8
Luggage Capacity (Seats Down)	N
Luggage Capacity (Seats Up)	N
Luggage Capacity - 2nd Row Seats Removed	N
Luggage Capacity - 2nd Row Seats Up	N
Luggage Capacity - 3rd Row Seats Down	N
Luggage Capacity - 3rd Row Seats Removed	N
Luggage Capacity - 3rd Row Seats Up	N
Max. Towing Weight - Braked	2500
Max. Towing Weight - Unbraked	750
Minimum Kerbweight	1994
No. of Seats	3
Payload	1006
Plated 2nd Axle	1590
Plated Front Axle	1675