





# valuation anywhere

Diesel   
5 spd   
--   
76 

## CITROEN

BERLINGO M DIESEL (18-24)  
[52001] 1.5 BlueHDi 650Kg Enterprise Pro 75ps (21-21)  
VIN: VR7EFYHWCMJ810510  
Colour: WHITE

**SK71KUC**



Mileage Valuation Date Your Reference Your Valuation

## Summary of Vehicle Details

Manufacturer:	CITROEN	Registration Date:	30 Sep 2021	Fuel Type:	Diesel
Model:	BERLINGO M DIESEL	Engine Number:	Q4DT0285145	Transmission:	5 spd
Trim:	1.5 BlueHDi 650Kg Enterprise Pro 75ps	VIN Number:	VR7EFYHWCMJ810510	Power (bhp):	76
CAP ID:	52001	Colour:	WHITE	Vehicle Excise Duty:	data not available
Previous keepers:	1	Imported:	No	Emissions CO2 (g/km):	144
Last Keeper Change:	10 Jun 2022	Exported:	No		
		Scrapped:	No		

## Price Summary

Original Base Model Price (when new):	£17,835
---------------------------------------	---------

## Options fitted

None Specified.	
Original Price with Options (when new):	£17,835

## Standard Equipment Removed

None Specified.

## Standard Equipment

### Driver Convenience

<input checked="" type="checkbox"/> Citroen connect box with emergency and assistance system
<input checked="" type="checkbox"/> Cruise control with programmable speed limiter
<input checked="" type="checkbox"/> Electric power assisted steering with height and reach adjustable steering wheel
<input checked="" type="checkbox"/> Lockable fuel cap
<input checked="" type="checkbox"/> Multi-function trip computer
<input checked="" type="checkbox"/> Rev counter with maintenance and gear efficiency indicators (GEI)
<input checked="" type="checkbox"/> Tyre pressure monitor

### Entertainment

<input checked="" type="checkbox"/> Apple Carplay/Android Auto
--

### Exterior Features

<input checked="" type="checkbox"/> Electric front windows with one touch operation
<input checked="" type="checkbox"/> Electrically adjustable door mirrors
<input checked="" type="checkbox"/> Electrically folding door mirrors with temperature sensor
<input checked="" type="checkbox"/> Front fog lights
<input checked="" type="checkbox"/> High level third brake light
<input checked="" type="checkbox"/> Nearside side sliding door
<input checked="" type="checkbox"/> Two speed intermittent front wipers

Visible VIN at windscreen base

## Interior Features

12 volt socket in dashboard

6 floor mounted load securing rings

6 way adjustable driver seat with lumbar support and under seat storage

Cup holders for driver and passenger on either side of the dashboard

Curitiba cloth upholstery

Extenso modular fold front passenger 2 seat bench - pivot writing table, storage under central seat, load through hatch bulkhead, load protect cover

Front door pockets with 1.5L bottle holder

Hard plastic floor protection in cabin

Overhead storage shelf in cabin

Topbox storage compartment

## Passive Safety

Automatic activation of hazard warning lights on major deceleration

Door opening warning and audible lights on warning

Driver seatbelt unfastened warning

Driver's airbag

## Security

Dashboard mounted central locking push button and auto locking above 7mph

Perimetric and volumetric thatcham category 1 approved alarm with tilt sensor

Remote central locking with deadlocking, selective cab and load area locking via 3 button plip remote control key

Thatcham approved rolling code transponder immobiliser

## Technical

Automatic electronic parking brake

Electronic Stability Control and ABS with hill start assist, EBA and EBFDD

## Wheels

Full size steel spare wheel

## Technical Details

### Emissions - ICE

CO	0.094
HC	N
HC+NOx	0.065
Noise Level dB(A)	68
NOx	0.043
Particles	0.0002
Standard Emissions	EURO 6
WLTP - CO2 (g/km) - Comb	142
WLTP - CO2 (g/km) - Comb - TEH	156
WLTP - CO2 (g/km) - Comb - TEL	142
WLTP - CO2 (g/km) - Extra High - TEH	186
WLTP - CO2 (g/km) - Extra High - TEL	167
WLTP - CO2 (g/km) - High - TEH	140
WLTP - CO2 (g/km) - High - TEL	124
WLTP - CO2 (g/km) - Low - TEH	170
WLTP - CO2 (g/km) - Low - TEL	154
WLTP - CO2 (g/km) - Medium - TEH	151
WLTP - CO2 (g/km) - Medium - TEL	128

## Engine and Drive Train

Automatic Transmission	False
Bore	75
Catalytic Convertor	True
CC	1499
Compression Ratio	16.4:1
Cooling System	WATER
Cylinder Layout	IN-LINE
Cylinders	4

Engine Codes	DV5RE
Engine Layout	FRONT TRANSVERSE
Engine Make	N
Fuel Delivery	COMMON RAIL
Fuel Type	DIESEL
Gears	5 SPEED
Manual Transmission	True
Number of Valves	16
Stroke	84.8

### Fuel Consumption - ICE

EC	True
EC Combined	67.2
EC Extra Urban	72.4
EC Urban	58.8
WLTP - FC (l/100km) - Comb - TEH	5.9
WLTP - FC (l/100km) - Comb - TEL	5.1
WLTP - FC (l/100km) - Extra High - TEH	6.5
WLTP - FC (l/100km) - Extra High - TEL	5.9
WLTP - FC (l/100km) - High - TEH	5.2
WLTP - FC (l/100km) - High - TEL	4.4
WLTP - FC (l/100km) - Low - TEH	6.5
WLTP - FC (l/100km) - Low - TEL	5.5
WLTP - FC (l/100km) - Medium - TEH	5.7
WLTP - FC (l/100km) - Medium - TEL	4.6
WLTP - MPG - Comb - TEH	47.6
WLTP - MPG - Comb - TEL	55.1
WLTP - MPG - Extra High - TEH	43.4
WLTP - MPG - Extra High - TEL	47.8
WLTP - MPG - High - TEH	53.9
WLTP - MPG - High - TEL	64.7
WLTP - MPG - Low - TEH	43.2
WLTP - MPG - Low - TEL	51.1
WLTP - MPG - Medium - TEH	49.9
WLTP - MPG - Medium - TEL	60.8

### General

Any aspect of the vehicles safety cause concern?	False
Badge Engine CC	1.5
Badge Power	75
Based On ID	N
Battery Volts	12
Chassis Engine Number	N
Clutch	SINGLE DRY PLATE
Coin Description	N
Coin Gross Vehicle Weight Code	N
Coin Power Output Code	N
Coin Series	N
Coin Wheelbase Description Code	N
Coin Wheelbase Name Code	N
Exhaust System	CATALYTIC CONVERTER
Front Brakes	VENTILATED DISCS
Front Suspension	MACPHERSON STRUTS
Generation Mark	3
Ghost model for valuation purposes	False
Hand Brake	REAR WHEELS
Insurance Group 1	N
Insurance Group 2	N
NCAP Adult Occupant Protection %	N
NCAP Child Occupant Protection %	N
NCAP Overall Rating - Effective February 09	N
NCAP Pedestrian Protection %	N
NCAP Safety Assist %	N
Rear Brakes	DISCS
Rear Suspension	TRAILING ARM
Relative Height	H1

Relative Length	L1
Running Cost League Headings	SMALL
Service Interval Frequency - Months	24
Service Interval Mileage	25000
Special Edition	False
Special Order	False
Standard manufacturers warranty - Mileage	100000
Standard manufacturers warranty - Years	3
Steering	PAS
This vehicle is classed as a car for VED purposes	False
Vehicle Homologation Class	N1
Vin/Frame No.	N

## Performance

0 to 60	False
0 to 62	15.9
BHP	76
Engine Power KW	56
Engine Power RPM	3500
Engine Torque LBS.FT	170
Engine Torque MKG	23.5
Engine Torque NM	230
Engine Torque RPM	1750
PS	True
Top Speed	94

## Test Cycles

Emissions Test Cycle	WLTP
----------------------	------

## Tyres

Alloys?	False
Automatic Clutch	False
Plated 3rd Axle	N
Plated 4th Axle	N
Space Saver?	False
Tyre Make	N
Tyre Size Front	195/65 R15
Tyre Size Rear	195/65 R15
Tyre Size Spare	FULL SIZE
Wheel Style	N
Wheel Type	15" STEEL

## Vehicle Dimensions

Front Overhang	892
Height	1840
Height (including roof rails)	N
Length	4403
Load Deck Height	548
Load Height	1236
Load Length	1817
Load Space Width Between Wheel Arches	1229
Load Width	1550
Lower Rear Door Width	1241
Rear Door Height	1196
Rear Overhang	726
Side Load Door Height	1072
Side Load Door Width	675
Turning Circle - Kerb to Kerb	10.82
Upper Rear Door Width	1087
Wheelbase	2785
Width (excluding mirrors)	1848
Width (including mirrors)	2107

## Weight and Capacities

Boot Capacity Saloons	N
Fuel Tank Capacity (Litres)	50
Gross Train Weight	3100
Gross Vehicle Weight	2000
Load Space Volume	3.3
Luggage Capacity (Seats Down)	N
Luggage Capacity (Seats Up)	N
Luggage Capacity - 2nd Row Seats Removed	N
Luggage Capacity - 2nd Row Seats Up	N
Luggage Capacity - 3rd Row Seats Down	N
Luggage Capacity - 3rd Row Seats Removed	N
Luggage Capacity - 3rd Row Seats Up	N
Max. Towing Weight - Braked	1100
Max. Towing Weight - Unbraked	690
Minimum Kerbweight	1320
No. of Seats	3
Payload	680
Plated 2nd Axle	1075
Plated Front Axle	1110

FOR SMARTER AUTOMOTIVE DECISIONS™