





valuation anywhere

Diesel 
6 spd 
-- 
100 

VAUXHALL

VIVARO L1 DIESEL (19-24)

[45847] 2700 1.5d 100PS Dynamic H1 Van (19-22)

VIN: VXEVBYHRMM7857454

Colour: WHITE

SH71MJX



Mileage Valuation Date Your Reference Your Valuation

Summary of Vehicle Details

Manufacturer:	VAUXHALL	Registration Date:	29 Nov 2021	Fuel Type:	Diesel
Model:	VIVARO L1 DIESEL	Engine Number:	10Q4EW0007643 O4B	Transmission:	6 spd
Trim:	2700 1.5d 100PS Dynamic H1 Van	VIN Number:	VXEVBYHRMM7857454	Power (bhp):	100
CAP ID:	45847	Colour:	WHITE	Vehicle Excise Duty:	data not available
Previous keepers:	2	Imported:	No	Emissions CO2 (g/km):	175
Last Keeper Change:	31 Jan 2022	Exported:	No		
		Scrapped:	No		

Price Summary

Original Base Model Price (when new):	£26,215
---------------------------------------	---------

Options fitted

None Specified.	
Original Price with Options (when new):	£26,215

Standard Equipment Removed

None Specified.

Standard Equipment

Driver Convenience

<input checked="" type="checkbox"/> e-Call and b-Call
<input checked="" type="checkbox"/> Hydraulic power assisted rack and pinion system
<input checked="" type="checkbox"/> Instrumentation - Speedometer, rev counter, fuel gauge with low fuel warning light and coolant temperature warning light
<input checked="" type="checkbox"/> Multi function trip computer, trip odometer, vehicle range, average speed, driving time, average and instantaneous fuel economy
<input checked="" type="checkbox"/> PAS
<input checked="" type="checkbox"/> Side blind spot alert, front fog light and electrical folding door mirrors
<input checked="" type="checkbox"/> Vauxhall connect box

Exterior Features

<input checked="" type="checkbox"/> Electric front windows with one touch up/down facility
<input checked="" type="checkbox"/> Electrically adjustable + heated door mirrors
<input checked="" type="checkbox"/> Flexible roof mounted aerial
<input checked="" type="checkbox"/> Front cornering lights
<input checked="" type="checkbox"/> Halogen headlights
<input checked="" type="checkbox"/> Lights on audible warning, reversing light, hazard warning, rear fog light, high level brake light and side repeat indicator
<input checked="" type="checkbox"/> Side protection mouldings

Interior Features

<input checked="" type="checkbox"/> Cab soundproofing

<input checked="" type="checkbox"/> Curitiba cloth upholstery with vinyl side bolsters
<input checked="" type="checkbox"/> Driver seat - Height, reach, backrest recline, lumbar adjustment, driver's seat armrest and padded head restraint, 6 way adjustable drivers seat
<input checked="" type="checkbox"/> Facia storage-upper glovebox, open lower glovebox with 12v socket and aux-in, lower shelf, A4 storage on top, two drink holders, pocket in gear lever
<input checked="" type="checkbox"/> Fixed dual front passenger bench seat and backrest with underseat storage and height adjustable front padded head restraints
<input checked="" type="checkbox"/> Fixed floor mounted load restraint lashing eyes x6
<input checked="" type="checkbox"/> Front door pockets
<input checked="" type="checkbox"/> Mistral Black/Grey facia and door trim
<input checked="" type="checkbox"/> Reach and rake adjustable steering wheel and facia mounted gear lever
<input checked="" type="checkbox"/> Three spoke steering wheel with satin chrome effect bezel

Packs

<input checked="" type="checkbox"/> Visibility Pack - Vivaro
--

Passive Safety

<input checked="" type="checkbox"/> 3 point seat belts
<input checked="" type="checkbox"/> Driver airbag and front passenger airbag with deactivation switch
<input checked="" type="checkbox"/> Height adjustable outer front seatbelts
<input checked="" type="checkbox"/> Inertia reel lap and diagonal seatbelts for all seats
<input checked="" type="checkbox"/> Seatbelt remainder for driver and passenger

Security

<input checked="" type="checkbox"/> Electronic engine deadlock immobiliser, steering column lock, lockable fuel filler cap and anti theft spare wheel cradle
<input checked="" type="checkbox"/> Remote control door locking, selective door locking, two keys with integral remote and door deadlocks
<input checked="" type="checkbox"/> Security alarm system with monitors doors, tailgate, bonnet and the passenger compartment

Technical

<input checked="" type="checkbox"/> 22.5 litres AdBlue tank
<input checked="" type="checkbox"/> 70 litre fuel tank
<input checked="" type="checkbox"/> Electronic brake force distribution
<input checked="" type="checkbox"/> Emergency brake assist
<input checked="" type="checkbox"/> ESP plus + traction control
<input checked="" type="checkbox"/> Floor mounted handbrake lever
<input checked="" type="checkbox"/> Four channel Anti lock braking system
<input checked="" type="checkbox"/> Front ventilated and rear disc brakes
<input checked="" type="checkbox"/> Hill start assist
<input checked="" type="checkbox"/> Six speed manual gearbox
<input checked="" type="checkbox"/> Speed limiter

Technical Details

Emissions - ICE

HC	N
Standard Euro Emissions	EURO 6
WLTP - CO2 (g/km) - Comb	168
WLTP - CO2 (g/km) - Comb - TEH	194
WLTP - CO2 (g/km) - Comb - TEL	165

Engine and Drive Train

Automatic Transmission	False
Bore	75
Catalytic Convertor	True
CC	1499
Cylinder Layout	IN-LINE
Cylinders	4
Engine Codes	DV5RUC
Engine Layout	FRONT TRANSVERSE
Engine Make	N
Fuel Delivery	DIRECT INJECTION TURBO INTERCOOLER
Fuel Type	DIESEL
Gears	6 SPEED
Manual Transmission	True
Number of Valves	16
Stroke	84.8
Valve gear	DOHC

Fuel Consumption - ICE

EC	False
EC Combined	57.6
EC Extra Urban	60.1
EC Urban	52.3
WLTP - FC (l/100km) - Comb	6.8
WLTP - FC (l/100km) - Comb - TEH	7.4
WLTP - FC (l/100km) - Comb - TEL	6.3
WLTP - MPG - Comb	41.6
WLTP - MPG - Comb - TEH	38.1
WLTP - MPG - Comb - TEL	44.8

General

Any aspect of the vehicles safety cause concern?	False
Badge Engine CC	1.5
Badge Power	100
Based On ID	N
Battery Volts	12
Clutch	SINGLE DRY PLATE
Coin Description	N
Coin Gross Vehicle Weight Code	N
Coin Power Output Code	N
Coin Series	N
Coin Wheelbase Description Code	N
Coin Wheelbase Name Code	N
Exhaust System	CATALYTIC CONVERTER
Front Suspension	MACPHERSON STRUTS
Generation Mark	2
Ghost model for valuation purposes	False
Insurance Group 1	N
Insurance Group 2	N
Man Corrosion Perforation Guarantee - Years	6
Manufacturers Paintwork Guarantee - Years	6
NCAP Adult Occupant Protection %	N
NCAP Child Occupant Protection %	N
NCAP Overall Rating - Effective February 09	N
NCAP Overall Rating - LCV	Silver
NCAP Pedestrian Protection %	N
NCAP Safety Assist %	42
Relative Height	H1
Relative Length	L1
Running Cost League Headings	MEDIUM
Service Interval Frequency - Months	24
Service Interval Mileage	25000
Special Edition	False
Special Order	False
Standard manufacturers warranty - Mileage	100000
Standard manufacturers warranty - Years	3
Steering	PAS RACK AND PINION
Timing Belt Interval Frequency - Months	72
Timing Belt Interval Mileage	100000
Vehicle Homologation Class	N1

Performance

0 to 60	False
BHP	100
Engine Power KW	74
Engine Power RPM	3500
Engine Torque LBS.FT	199
Engine Torque MKG	27.5
Engine Torque NM	270
Engine Torque RPM	1600
PS	True
Top Speed	91

Test Cycles

Emissions Test Cycle	WLTP
RDE Certification Level	RDE 2

Tyres

Alloys?	False
Automatic Clutch	False
Space Saver?	False
Tyre Size Front	215/65R16
Tyre Size Rear	215/65R16
Tyre Size Spare	FULL SIZE
Wheel Style	N
Wheel Type	16" STEEL

Vehicle Dimensions

Front Overhang	881
Height	1905
Length	4959
Load Deck Height	544
Load Height	1397
Load Length	2512
Load Space Width Between Wheel Arches	1258
Load Width	1636
Lower Rear Door Width	1282
Rear Door Height	1220
Rear Overhang	803
Side Load Door Height	1241
Side Load Door Width	935
Turning Circle - Kerb to Kerb	12.4
Upper Rear Door Width	1282
Wheelbase	3275
Width (excluding mirrors)	1920
Width (including mirrors)	2204

Weight and Capacities

Boot Capacity Saloons	N
Fuel Tank Capacity (Litres)	70
Gross Train Weight	4035
Gross Vehicle Weight	2635
Load Space Volume	5.3
Max. Roof Load	170
Max. Towing Weight - Braked	1800
Max. Towing Weight - Unbraked	750
Minimum Kerbweight	1660
No. of Seats	3
Payload	975
Plated 2nd Axle	1500
Plated Front Axle	1500