





valuation anywhere

Diesel 
6 spd 
-- 
120 

FORD
TRANSIT CONNECT 200 L1 DIESEL (18-21)
[42534] 1.5 EcoBlue 120ps Limited Van (18-21)
VIN: WF0RXXWPGRKJ44319
Colour: WHITE



SH69WBT

Mileage Valuation Date Your Reference Your Valuation

Summary of Vehicle Details

Manufacturer:	FORD	Registration Date:	29 Nov 2019	Fuel Type:	Diesel
Model:	TRANSIT CONNECT 200 L1 DIESEL	Engine Number:	KJ44319	Transmission:	6 spd
Trim:	1.5 EcoBlue 120ps Limited Van	VIN Number:	WF0RXXWPGRKJ44319	Power (bhp):	120
CAP ID:	42534	Colour:	WHITE	Vehicle Excise Duty:	data not available
Last Keeper Change:	29 Nov 2019	Imported:	No	Emissions CO2 (g/km):	123
		Exported:	No		
		Scrapped:	No		

Price Summary

Original Base Model Price (when new):	£18,905
---------------------------------------	----------------

Options fitted

None Specified.	
Original Price with Options (when new):	£18,905

Standard Equipment Removed

None Specified.

Standard Equipment

Driver Convenience

<input checked="" type="checkbox"/> Easy fuel capless refuelling system
<input checked="" type="checkbox"/> Ford Eco mode
<input checked="" type="checkbox"/> PAS
<input checked="" type="checkbox"/> Reverse parking sensor
<input checked="" type="checkbox"/> Trip computer

Entertainment

<input checked="" type="checkbox"/> Steering wheel mounted audio controls

Exterior Features

<input checked="" type="checkbox"/> Active grille shutter
<input checked="" type="checkbox"/> Automatic lights and wipers
<input checked="" type="checkbox"/> Body colour side protection mouldings
<input checked="" type="checkbox"/> Body coloured door handles
<input checked="" type="checkbox"/> Body coloured door mirrors
<input checked="" type="checkbox"/> Body coloured front bumper
<input checked="" type="checkbox"/> Electrically folding and heated door mirrors
<input checked="" type="checkbox"/> Front electric windows with one touch facility
<input checked="" type="checkbox"/> Front fog lights with cornering function

Quickclear heated windscreen

Interior Features

4 way adjustable passenger seat

Cargo area tie down loops

Dual fold flat passenger seat with storage box

Easy clean floor

Glovebox with lid

Heated front seat

Interior roof rack / Interior Overhead stowage

Leather steering wheel

Ligne cloth upholstery

Load box LED lights

Plastic cargo area lining

Reach and rake adjustable steering column

Safety

Driver seatbelt reminder

Drivers airbag

Security

2nd remote key

Configurable Unlocking

Immobiliser

Keyless start

Perimeter alarm

Remote central double locking

Thatcham category 1 alarm

Technical

ABS + EBD

Auto start/stop system

ESP + EBA

Heavy duty battery

Hill start assist

Wheels

16" 5 spokes sparkle silver alloy wheels

Technical Details

Emissions - ICE

Standard Euro Emissions

EURO 6

Engine and Drive Train

Automatic Transmission

False

Catalytic Converter

True

CC

1498

Cooling System

WATER

Cylinder Layout

IN-LINE

Engine Layout

FRONT TRANSVERSE

Engine Make

N

Fuel Delivery

COMMON RAIL

Fuel Type

DIESEL

Gears

6 SPEED

Manual Transmission

True

Valve gear

SOHC

Fuel Consumption - ICE

EC

True

EC Combined

56.5

EC Extra Urban

61.4

EC Urban

53.3

General

Any aspect of the vehicles safety cause concern?	False
Badge Engine CC	1.5
Badge Power	120
Based On ID	N
Chassis Engine Number	N
Clutch	SINGLE DRY PLATE
Coin Description	N
Coin Gross Vehicle Weight Code	N
Coin Power Output Code	N
Coin Series	N
Coin Wheelbase Description Code	N
Coin Wheelbase Name Code	N
Exhaust System	CATALYTIC CONVERTER
Front Brakes	DISCS
Front Suspension	MACPHERSON STRUTS
Generation Mark	2
Ghost model for valuation purposes	False
Hand Brake	REAR
Insurance Group 1	N
Insurance Group 2	N
Man Corrosion Perforation Guarantee - Years	12
Manufacturers Paintwork Guarantee - Years	3
NCAP Adult Occupant Protection %	N
NCAP Child Occupant Protection %	N
NCAP Overall Rating - Effective February 09	N
NCAP Pedestrian Protection %	N
NCAP Safety Assist %	N
Rear Brakes	DRUM
Rear Suspension	SINGLE LEAF SPRINGS
Running Cost League Headings	N
Service Interval Frequency - Months	12
Service Interval Mileage	10000
Special Edition	False
Special Order	False
Standard manufacturers warranty - Mileage	100000
Standard manufacturers warranty - Years	3
Timing Belt Interval Frequency - Months	120
Timing Belt Interval Mileage	120000
Vehicle Homologation Class	N1
Vin/Frame No.	N

Performance

0 to 60	False
BHP	120
Engine Power KW	88
PS	True

Tyres

Alloys?	True
Automatic Clutch	False
Plated 3rd Axle	N
Plated 4th Axle	N
Space Saver?	False
Tyre Make	N
Tyre Size Front	205/60 R16
Tyre Size Rear	205/60 R16
Tyre Size Spare	FULL SIZE
Wheel Style	5 SPOKE
Wheel Type	16" ALLOY

Vehicle Dimensions

Front Overhang	885
Height	1844

Length	4425
Load Deck Height	599
Load Height	1269
Load Length	1831
Load Space Width Between Wheel Arches	1226
Load Width	1538
Lower Rear Door Width	1248
Rear Door Height	1136
Rear Overhang	878
Side Load Door Height	1228
Side Load Door Width	612
Wheelbase	2662
Width (excluding mirrors)	1835
Width (including mirrors)	2137

Weight and Capacities

Boot Capacity Saloons	N
Gross Train Weight	3170
Gross Vehicle Weight	2245
Load Space Volume	2.6
Luggage Capacity (Seats Down)	N
Luggage Capacity (Seats Up)	N
Luggage Capacity - 2nd Row Seats Removed	N
Luggage Capacity - 2nd Row Seats Up	N
Luggage Capacity - 3rd Row Seats Down	N
Luggage Capacity - 3rd Row Seats Removed	N
Luggage Capacity - 3rd Row Seats Up	N
Max. Towing Weight - Braked	1408
Max. Towing Weight - Unbraked	750
Minimum Kerbweight	1528
No. of Seats	2
Payload	717
Plated 2nd Axle	1220
Plated Front Axle	1270

FOR SMARTER AUTOMOTIVE DECISIONS™