




# valuation anywhere

- Diesel 
- 6 spd 
- 
- 95 

**RENAULT**  
KANGOO L1 DIESEL (22-)  
[55971] ML19 Blue dCi 95 Start Van (22-23)  
VIN: VF1RFK00871825367  
Colour: WHITE

**SH24UWF**



Mileage Valuation Date Your Reference Your Valuation

## Summary of Vehicle Details

|                     |                            |                    |                   |                       |                    |
|---------------------|----------------------------|--------------------|-------------------|-----------------------|--------------------|
| Manufacturer:       | RENAULT                    | Registration Date: | 31 Mar 2024       | Fuel Type:            | Diesel             |
| Model:              | KANGOO L1 DIESEL           | Engine Number:     | D362843           | Transmission:         | 6 spd              |
| Trim:               | ML19 Blue dCi 95 Start Van | VIN Number:        | VF1RFK00871825367 | Power (bhp):          | 95                 |
| CAP ID:             | 55971                      | Colour:            | WHITE             | Vehicle Excise Duty:  | data not available |
| Last Keeper Change: | 31 Mar 2024                | Imported:          | No                | Emissions CO2 (g/km): | 142                |
|                     |                            | Exported:          | No                |                       |                    |
|                     |                            | Scrapped:          | No                |                       |                    |

## Price Summary

|                                       |         |
|---------------------------------------|---------|
| Original Base Model Price (when new): | £20,150 |
|---------------------------------------|---------|

## Options fitted

|   |         |
|---|---------|
| None Specified.                         |         |
| Original Price with Options (when new): | £20,150 |

## Standard Equipment Removed

None Specified.

## Standard Equipment

### Driver Convenience

- 3.5" monochrome TFT driver information display
- E-call
- Power assisted steering

### Exterior Features

- Automatic headlights and rain sensitive front wipers
- Driver side one touch descending electric front windows
- Electrically adjustable + heated door mirrors
- Full halogen headlights and daytime running lights
- Roof bar fixings

### Interior Features

- 10 anchorage points in load area
- 12V power socket in front
- 2 additional anchorage points in load area
- Closed glovebox
- Height adjustable drivers seat
- Kangoo cloth upholstery

## Passive Safety

Driver and passenger seatbelt reminder

Driver's airbag

## Security

3 button folding key with selective opening and superlocking feature

Deadlocking

## Technical

Diesel particulate filter

ESC + Hill start assist

Increased payload

## Technical Details

### Emissions - ICE

|                          |        |
|--------------------------|--------|
| CO                       | N      |
| HC                       | N      |
| HC+NOx                   | N      |
| Noise Level dB(A)        | N      |
| NOx                      | N      |
| Particles                | N      |
| Standard Emissions       | EURO 6 |
| WLTP - CO2 (g/km) - Comb | 139    |

### Engine and Drive Train

|                        |                  |
|------------------------|------------------|
| Automatic Transmission | False            |
| Bore                   | 76               |
| Catalytic Convertor    | True             |
| CC                     | 1461             |
| Cylinder Layout        | IN-LINE          |
| Cylinders              | 4                |
| Engine Layout          | FRONT TRANSVERSE |
| Engine Make            | N                |
| Fuel Delivery          | COMMON RAIL      |
| Fuel Type              | DIESEL           |
| Gears                  | 6 SPEED          |
| Manual Transmission    | True             |
| Number of Valves       | 8                |
| Stroke                 | 80.5             |

### Fuel Consumption - ICE

|                            |      |
|----------------------------|------|
| WLTP - FC (l/100km) - Comb | 5.3  |
| WLTP - MPG - Comb          | 53.3 |

## General

|  |                     |
|--|---------------------|
| Alternative Fuel Qualifying                      | False               |
| Any aspect of the vehicles safety cause concern? | False               |
| Badge Engine CC                                  | 1.5                 |
| Badge Power                                      | 95                  |
| Based On ID                                      | N                   |
| Chassis Engine Number                            | N                   |
| Clutch   | SINGLE DRY PLATE    |
| Coin Description                                 | N                   |
| Coin Gross Vehicle Weight Code                   | N                   |
| Coin Power Output Code                           | N                   |
| Coin Series                                      | N                   |
| Coin Wheelbase Description Code                  | N                   |
| Coin Wheelbase Name Code                         | N                   |
| Exhaust System                                   | CATALYTIC CONVERTER |
| Front Brakes                                     | DISCS               |
| Front Suspension                                 | McPHERSON STRUTS    |
| Generation Mark                                  | 3                   |
| Ghost model for valuation purposes               | False               |

|   |                    |
|---|--------------------|
| Hand Brake                                  | REAR WHEELS        |
| Insurance Group 1                           | N                  |
| Insurance Group 2                           | N                  |
| Man Corrosion Perforation Guarantee - Years | 12                 |
| Manufacturers Paintwork Guarantee - Years   | 3                  |
| NCAP Adult Occupant Protection %            | N                  |
| NCAP Child Occupant Protection %            | N                  |
| NCAP Overall Rating - Effective February 09 | N                  |
| NCAP Overall Rating - LCV                   | N                  |
| NCAP Pedestrian Protection %                | N                  |
| NCAP Safety Assist %                        | N                  |
| Rear Brakes                                 | DRUM               |
| Rear Suspension                             | REAR TRAILING ARMS |
| Relative Height                             | H1                 |
| Relative Length                             | L1                 |
| Running Cost League Headings                | SMALL              |
| Service Interval Frequency - Months         | 24                 |
| Service Interval Mileage                    | 18000              |
| Special Edition                             | False              |
| Special Order                               | False              |
| Standard manufacturers warranty - Mileage   | 100000             |
| Standard manufacturers warranty - Years     | 3                  |
| Steering                                    | PAS                |
| Vehicle Homologation Class                  | N1                 |
| Vin/Frame No.                               | N                  |

## Performance

|                      |       |
|----------------------|-------|
| 0 to 60              | False |
| 0 to 62              | 13.6  |
| BHP                  | 95    |
| Engine Power KW      | 70    |
| Engine Power RPM     | 3750  |
| Engine Torque LBS.FT | 192   |
| Engine Torque MKG    | 26.5  |
| Engine Torque NM     | 260   |
| Engine Torque RPM    | 1750  |
| PS                   | True  |
| Top Speed            | 102   |

## Test Cycles

|                         |       |
|-------------------------|-------|
| Emissions Test Cycle    | WLTP  |
| RDE Certification Level | RDE 2 |

## Tyres

|                  |             |
|------------------|-------------|
| Alloys?          | False       |
| Automatic Clutch | False       |
| Plated 3rd Axle  | N           |
| Plated 4th Axle  | N           |
| Space Saver?     | False       |
| Tyre Make        | Continental |
| Tyre Size Front  | 205/60 R16  |
| Tyre Size Rear   | 205/60 R16  |
| Tyre Size Spare  | FULL SIZE   |
| Wheel Style      | N           |
| Wheel Type       | 16" STEEL   |

## Vehicle Dimensions

|                                       |      |
|---------------------------------------|------|
| Front Overhang                        | 960  |
| Height                                | 1804 |
| Height (including roof rails)         | 1864 |
| Length                                | 4486 |
| Load Height                           | 1215 |
| Load Length                           | 1806 |
| Load Space Width Between Wheel Arches | 1284 |
| Load Width                            | 1570 |

|                               |      |
|-------------------------------|------|
| Rear Overhang                 | 810  |
| Turning Circle - Kerb to Kerb | 11.3 |
| Turning Circle - Wall to Wall | 11.8 |
| Wheelbase                     | 2716 |
| Width (excluding mirrors)     | 1860 |
| Width (including mirrors)     | 2159 |

## Weight and Capacities

|  |      |
|--|------|
| Boot Capacity Saloons                    | N    |
| Fuel Tank Capacity (Litres)              | 54   |
| Gross Train Weight                       | 3730 |
| Gross Vehicle Weight                     | 2230 |
| Load Space Volume                        | 3.3  |
| Luggage Capacity (Seats Down)            | N    |
| Luggage Capacity (Seats Up)              | N    |
| Luggage Capacity - 2nd Row Seats Removed | N    |
| Luggage Capacity - 2nd Row Seats Up      | N    |
| Luggage Capacity - 3rd Row Seats Down    | N    |
| Luggage Capacity - 3rd Row Seats Removed | N    |
| Luggage Capacity - 3rd Row Seats Up      | N    |
| Max. Roof Load                           | 100  |
| Max. Towing Weight - Braked              | 1500 |
| Max. Towing Weight - Unbraked            | 750  |
| Minimum Kerbweight                       | 1416 |
| No. of Seats                             | 2    |
| Payload                                  | 814  |
| Plated 2nd Axle                          | 642  |
| Plated Front Axle                        | 914  |

FOR SMARTER AUTOMOTIVE DECISIONS™