





valuation anywhere

Diesel 
6 spd 
-- 
130 

FORD
TRANSIT 350 L4 DIESEL RWD (14-19)
[37922] 2.0 TDCi 130ps H3 Van (16-19)
VIN: WF0XXTTGXKC46898
Colour: WHITE



SH19VEL

Mileage Valuation Date Your Reference Your Valuation

Summary of Vehicle Details

| | | | | | |
|---------------------|----------------------------------|--------------------|-------------------------|-----------------------|---------------------------|
| Manufacturer: | FORD | Registration Date: | 18 Apr 2019 | Fuel Type: | Diesel |
| Model: | TRANSIT 350 L4 DIESEL RWD | Engine Number: | KC46898 | Transmission: | 6 spd |
| Trim: | 2.0 TDCi 130ps H3 Van | VIN Number: | WF0XXTTGXKC46898 | Power (bhp): | 130 |
| CAP ID: | 37922 | Colour: | WHITE | Vehicle Excise Duty: | data not available |
| Last Keeper Change: | 18 Apr 2019 | Imported: | No | Emissions CO2 (g/km): | 193 |
| | | Exported: | No | | |
| | | Scrapped: | No | | |

Price Summary

| | |
|---------------------------------------|----------------|
| Original Base Model Price (when new): | £32,770 |
|---------------------------------------|----------------|

Options fitted

| | |
|---|----------------|
| None Specified. | |
| Original Price with Options (when new): | £32,770 |

Standard Equipment Removed

None Specified.

Standard Equipment

Driver Convenience

| |
|--|
| <input checked="" type="checkbox"/> PAS |
| <input checked="" type="checkbox"/> Trip computer |
| <input checked="" type="checkbox"/> Warning lights |

Entertainment

| |
|--|
| <input checked="" type="checkbox"/> Audio controls mounted on steering wheel |
|--|

Exterior Features

| |
|---|
| <input checked="" type="checkbox"/> 236 Degree opening cargo rear doors |
| <input checked="" type="checkbox"/> Electric windows |
| <input checked="" type="checkbox"/> Part body colour front bumper |
| <input checked="" type="checkbox"/> Rear bumper with integral step |
| <input checked="" type="checkbox"/> Rear mudflaps |
| <input checked="" type="checkbox"/> Wide bodyside mouldings |

Interior Features

| |
|--|
| <input checked="" type="checkbox"/> Driver's armrest |
| <input checked="" type="checkbox"/> Dual passenger seat tray and table |
| <input checked="" type="checkbox"/> Glovebox (A4 documents size) |

Reach and rake adjustable steering column

Safety

Driver seatbelt reminder

Security

Deadlocks

Remote central locking

Technical

2 x 12V power outlets

ABS

Electronic dynamic cornering control

ESP + Hill start assist

Twin batteries

Wheels

16" steel wheels

Technical Details

Emissions - ICE

| | |
|-------------------------|--------|
| CO | N |
| HC | N |
| HC+NOx | N |
| Noise Level dB(A) | N |
| NOx | N |
| Particles | N |
| Standard Euro Emissions | EURO 6 |

Engine and Drive Train

| | |
|------------------------|------------------|
| Automatic Transmission | False |
| Catalytic Convertor | True |
| CC | 1996 |
| Cooling System | WATER |
| Cylinder Layout | IN-LINE |
| Cylinders | 4 |
| Engine Layout | FRONT TRANSVERSE |
| Engine Make | N |
| Fuel Delivery | COMMON RAIL |
| Fuel Type | DIESEL |
| Gears | 6 SPEED |
| Manual Transmission | True |
| Number of Valves | 16 |
| Valve gear | DOHC |

Fuel Consumption - ICE

| | |
|----------------|------|
| EC | True |
| EC Combined | 37.7 |
| EC Extra Urban | 41.5 |
| EC Urban | 32.8 |

General

| | |
|--|------------------|
| Any aspect of the vehicles safety cause concern? | False |
| Badge Engine CC | 2.0 |
| Badge Power | 130 |
| Based On ID | N |
| Battery Volts | 12 |
| Chassis Engine Number | N |
| Clutch | SINGLE DRY PLATE |
| Coin Description | N |
| Coin Gross Vehicle Weight Code | N |
| Coin Power Output Code | N |

| | |
|---|-------------------|
| Coin Series | N |
| Coin Wheelbase Description Code | N |
| Coin Wheelbase Name Code | N |
| Exhaust System | EGR |
| Front Brakes | DISCS |
| Front Suspension | MACPHERSON STRUTS |
| Ghost model for valuation purposes | False |
| Hand Brake | REAR WHEELS |
| Insurance Group 1 | N |
| Insurance Group 2 | N |
| Man Corrosion Perforation Guarantee - Years | 12 |
| Manufacturers Paintwork Guarantee - Years | 1 |
| NCAP Adult Occupant Protection % | N |
| NCAP Child Occupant Protection % | N |
| NCAP Overall Rating - Effective February 09 | N |
| NCAP Pedestrian Protection % | N |
| NCAP Safety Assist % | N |
| Rear Brakes | DISCS |
| Rear Suspension | LEAF SPRINGS |
| Running Cost League Headings | N |
| Service Interval Frequency - Months | 24 |
| Service Interval Mileage | 25000 |
| Special Edition | False |
| Special Order | False |
| Standard manufacturers warranty - Mileage | 100000 |
| Standard manufacturers warranty - Years | 3 |
| Steering | RACK AND PINION |
| Timing Belt Interval Frequency - Months | 120 |
| Timing Belt Interval Mileage | 160000 |
| Vehicle Homologation Class | N1 |
| Vin/Frame No. | N |

Performance

| | |
|-----------------|------|
| 0 to 60 | N |
| 0 to 62 | N |
| BHP | 130 |
| Engine Power KW | 96 |
| PS | True |
| Top Speed | N |

Tyres

| | |
|------------------|-----------------|
| Alloys? | False |
| Automatic Clutch | False |
| Plated 3rd Axle | N |
| Plated 4th Axle | N |
| Space Saver? | False |
| Tyre Make | N |
| Tyre Size Spare | TYRE REPAIR KIT |
| Wheel Style | N |
| Wheel Type | 16" STEEL |

Vehicle Dimensions

| | |
|---------------------------------------|------|
| Height (including roof rails) | N |
| Load Height | 2025 |
| Load Length | 4217 |
| Load Space Width Between Wheel Arches | N |
| Side Load Door Height | N |
| Side Load Door Width | N |
| Upper Rear Door Width | N |

Weight and Capacities

| | |
|-----------------------------|------|
| Boot Capacity Saloons | N |
| Fuel Tank Capacity (Litres) | 80 |
| Gross Train Weight | 5500 |
| Gross Vehicle Weight | 3500 |

| | |
|--|------|
| Load Space Volume | 15.1 |
| Luggage Capacity (Seats Down) | N |
| Luggage Capacity (Seats Up) | N |
| Luggage Capacity - 2nd Row Seats Removed | N |
| Luggage Capacity - 2nd Row Seats Up | N |
| Luggage Capacity - 3rd Row Seats Down | N |
| Luggage Capacity - 3rd Row Seats Removed | N |
| Luggage Capacity - 3rd Row Seats Up | N |
| Max. Roof Load | N |
| Max. Towing Weight - Braked | 2800 |
| Max. Towing Weight - Unbraked | N |
| Minimum Kerbweight | 2389 |
| No. of Seats | 3 |
| Payload | 1111 |
| Plated 2nd Axle | 2250 |
| Plated Front Axle | 1750 |

FOR SMARTER AUTOMOTIVE DECISIONS™