





# valuation anywhere

Diesel   
6 spd   
--   
140 

## PEUGEOT

BOXER 335 L2 DIESEL (14-)  
[45307] 2.2 BlueHDi H2 Professional Van 140ps (19-)  
VIN: VF3YCBNFB12T06148  
Colour: GREY



**SE21MVF**

Mileage Valuation Date Your Reference Your Valuation

## Summary of Vehicle Details

Manufacturer:	PEUGEOT	Registration Date:	31 Jul 2021	Fuel Type:	Diesel
Model:	BOXER 335 L2 DIESEL	Engine Number:	DZ974093501	Transmission:	6 spd
Trim:	2.2 BlueHDi H2 Professional Van 140ps	VIN Number:	VF3YCBNFB12T06148	Power (bhp):	140
CAP ID:	45307	Colour:	GREY	Vehicle Excise Duty:	data not available
Previous keepers:	1	Imported:	No	Emissions CO2 (g/km):	243
Last Keeper Change:	16 Aug 2021	Exported:	No		
		Scrapped:	No		

## Price Summary

Original Base Model Price (when new):	£32,235
---------------------------------------	---------

## Options fitted

None Specified.	
Original Price with Options (when new):	£32,235

## Standard Equipment Removed

None Specified.

## Standard Equipment

### Driver Convenience

<input checked="" type="checkbox"/> Battery charge warning
<input checked="" type="checkbox"/> Bulb out warning for side light, headlamp and indicators
<input checked="" type="checkbox"/> Cruise control with programmable speed limiter
<input checked="" type="checkbox"/> Door open warning for cab doors
<input checked="" type="checkbox"/> Gearshift indicator
<input checked="" type="checkbox"/> Lights on warning buzzer
<input checked="" type="checkbox"/> Oil level indicator
<input checked="" type="checkbox"/> Peugeot connect for free 2 move connect fleet services
<input checked="" type="checkbox"/> Power steering
<input checked="" type="checkbox"/> Rear parking sensors
<input checked="" type="checkbox"/> Rev counter, trip computer, water temperature and fuel guage
<input checked="" type="checkbox"/> Service indicator

### Entertainment

<input checked="" type="checkbox"/> 4 speakers
--

### Exterior Features

<input checked="" type="checkbox"/> Electric front windows
<input checked="" type="checkbox"/> Halogen headlights with clear polycarbonate lenses

<input checked="" type="checkbox"/> Nearside sliding side loading door
<input checked="" type="checkbox"/> Remote headlight adjustment from facia
<input checked="" type="checkbox"/> Roof mounted aerial
<input checked="" type="checkbox"/> Side rubbing strips
<input checked="" type="checkbox"/> Tinted windows
<input checked="" type="checkbox"/> Twin lens door mirrors with electrically adjustable and heated upper mirror
<input checked="" type="checkbox"/> Two speed and intermittent front windscreen wipers
<input checked="" type="checkbox"/> Visible VIN plate

**Interior Features**

<input checked="" type="checkbox"/> 8 tie down load hooks
<input checked="" type="checkbox"/> Driver seat with height, reach and rake adjustment
<input checked="" type="checkbox"/> Lockable glove box
<input checked="" type="checkbox"/> Magnet cloth upholstery
<input checked="" type="checkbox"/> Non slip hardwearing front cabin floor covering
<input checked="" type="checkbox"/> Reach adjustable steering wheel
<input checked="" type="checkbox"/> Two load area lights

**Packs**

<input checked="" type="checkbox"/> Touchscreen navigation pack - Boxer
---

**Safety**

<input checked="" type="checkbox"/> Driver/passenger seatbelt unfastened warning
<input checked="" type="checkbox"/> Drivers airbag

**Security**

<input checked="" type="checkbox"/> Anti-theft perimeter alarm system
<input checked="" type="checkbox"/> Deadlocks
<input checked="" type="checkbox"/> High frequency remote control central locking with 3 button plip
<input checked="" type="checkbox"/> Thatcham rolling transponder immobiliser

**Technical**

<input checked="" type="checkbox"/> ABS
<input checked="" type="checkbox"/> EBA
<input checked="" type="checkbox"/> Electronic brake force distribution (EBFD)
<input checked="" type="checkbox"/> Electronic Stability Control (ESC)
<input checked="" type="checkbox"/> Hill start assist

**Wheels**

<input checked="" type="checkbox"/> Full size steel spare wheel
---

**Technical Details**

**Emissions - ICE**

CO	0.024
HC	N
HC+NOx	0.029
Noise Level dB(A)	71
NOx	0.024
Particles	0.0013
Standard Euro Emissions	EURO 6
WLTP - CO2 (g/km) - Comb	243
WLTP - CO2 (g/km) - Comb - TEH	291
WLTP - CO2 (g/km) - Comb - TEL	243
WLTP - CO2 (g/km) - Extra High - TEH	347
WLTP - CO2 (g/km) - Extra High - TEL	260
WLTP - CO2 (g/km) - High - TEH	252
WLTP - CO2 (g/km) - High - TEL	186
WLTP - CO2 (g/km) - Low - TEH	274
WLTP - CO2 (g/km) - Low - TEL	213
WLTP - CO2 (g/km) - Medium - TEH	261
WLTP - CO2 (g/km) - Medium - TEL	189

**Engine and Drive Train**

Automatic Transmission	False
Bore	85
Catalytic Convertor	True
CC	2179
Compression Ratio	16.1:1
Cooling System	WATER
Cylinder Layout	IN-LINE
Cylinders	4
Engine Codes	DW12RUD
Engine Layout	FRONT TRANSVERSE
Engine Make	N
Fuel Delivery	COMMON RAIL
Fuel Type	DIESEL
Gears	6 SPEED
Manual Transmission	True
Number of Valves	16
Stroke	96
Valve gear	DOHC

### Fuel Consumption - ICE

EC	False
WLTP - FC (l/100km) - Comb - TEH	11.1
WLTP - FC (l/100km) - Comb - TEL	7.8
WLTP - FC (l/100km) - Extra High - TEH	13.2
WLTP - FC (l/100km) - Extra High - TEL	8.4
WLTP - FC (l/100km) - High - TEH	9.6
WLTP - FC (l/100km) - High - TEL	7.1
WLTP - FC (l/100km) - Low - TEH	10.4
WLTP - FC (l/100km) - Low - TEL	8.6
WLTP - FC (l/100km) - Medium - TEH	9.9
WLTP - FC (l/100km) - Medium - TEL	7.4
WLTP - MPG - Comb - TEH	25.5
WLTP - MPG - Comb - TEL	36
WLTP - MPG - Extra High - TEH	21.4
WLTP - MPG - Extra High - TEL	33.5
WLTP - MPG - High - TEH	29.4
WLTP - MPG - High - TEL	39.9
WLTP - MPG - Low - TEH	27.1
WLTP - MPG - Low - TEL	32.7
WLTP - MPG - Medium - TEH	28.4
WLTP - MPG - Medium - TEL	38.1

### General

Alternative Fuel Qualifying	False
Alternator Amps	180
Any aspect of the vehicles safety cause concern?	False
Badge Engine CC	2.2
Badge Power	140
Based On ID	N
Battery AH	N
Battery Volts	12
Chassis Engine Number	N
Clutch	SINGLE DRY PLATE
Coin Description	N
Coin Gross Vehicle Weight Code	N
Coin Power Output Code	N
Coin Series	N
Coin Wheelbase Description Code	N
Coin Wheelbase Name Code	N
Exhaust System	CATALYTIC CONVERTER
Front Brakes	VENTILATED DISCS
Front Suspension	MACPHERSON STRUTS
Generation Mark	2
Ghost model for valuation purposes	False
Hand Brake	REAR DRUMS

Man Corrosion Perforation Guarantee - Years	5
Manufacturers Paintwork Guarantee - Years	2
NCAP Adult Occupant Protection %	N
NCAP Child Occupant Protection %	N
NCAP Overall Rating - Effective February 09	N
NCAP Pedestrian Protection %	N
NCAP Safety Assist %	N
Rear Brakes	DISCS
Rear Suspension	LEAF SPRINGS
Running Cost League Headings	N
Service Interval Frequency - Months	24
Service Interval Mileage	32000
Special Edition	False
Special Order	False
Standard manufacturers warranty - Mileage	60000
Standard manufacturers warranty - Years	3
Steering	PAS RACK AND PINION
Vehicle Homologation Class	N1
Vin/Frame No.	N

## Performance

0 to 60	N
0 to 62	N
BHP	140
Engine Power KW	103
Engine Power RPM	3750
Engine Torque LBS.FT	251
Engine Torque MKG	34.7
Engine Torque NM	340
Engine Torque RPM	1750
PS	True
Top Speed	99

## Test Cycles

Emissions Test Cycle	WLTP
RDE Certification Level	RDE 2

## Tyres

Alloys?	False
Automatic Clutch	False
Plated 3rd Axle	N
Plated 4th Axle	N
Space Saver?	False
Tyre Make	N
Tyre Size Front	215/70 R15
Tyre Size Rear	215/70 R15
Tyre Size Spare	FULL SIZE
Wheel Style	N
Wheel Type	15" STEEL

## Vehicle Dimensions

Front Overhang	948
Height	2522
Height (including roof rails)	N
Length	5413
Load Deck Height	535
Load Height	1932
Load Length	3120
Load Space Width Between Wheel Arches	1422
Load Width	1870
Lower Rear Door Width	1562
Rear Door Height	1790
Rear Overhang	1015
Side Load Door Height	1755
Side Load Door Width	1250

Turning Circle - Kerb to Kerb	12.64
Turning Circle - Wall to Wall	12.84
Upper Rear Door Width	1562
Wheelbase	3450
Width (excluding mirrors)	2050

## Weight and Capacities

Boot Capacity Saloons	N
Fuel Tank Capacity (Litres)	90
Gross Train Weight	6000
Gross Vehicle Weight	3500
Load Space Volume	11.5
Luggage Capacity (Seats Down)	N
Luggage Capacity (Seats Up)	N
Luggage Capacity - 2nd Row Seats Removed	N
Luggage Capacity - 2nd Row Seats Up	N
Luggage Capacity - 3rd Row Seats Down	N
Luggage Capacity - 3rd Row Seats Removed	N
Luggage Capacity - 3rd Row Seats Up	N
Max. Roof Load	150
Max. Towing Weight - Braked	2500
Max. Towing Weight - Unbraked	750
Minimum Kerbweight	1955
No. of Seats	3
Payload	1545
Plated 2nd Axle	2000
Plated Front Axle	1870

FOR SMARTER AUTOMOTIVE DECISIONS™