





valuation anywhere

Diesel 
8 spd 
-- 
131 

CITROEN

BERLINGO XL DIESEL (18-24)
[56324] 1.5 BlueHDi 950Kg Driver Edition 130ps EAT8 [S/S] (22-24)
VIN: VR7EFYHZ4RJ608078
Colour: GREY

MJ24KVG



Mileage Valuation Date Your Reference Your Valuation

Summary of Vehicle Details

Manufacturer:	CITROEN	Registration Date:	29 Mar 2024	Fuel Type:	Diesel
Model:	BERLINGO XL DIESEL	Engine Number:	Q4EK0039616	Transmission:	8 spd
Trim:	1.5 BlueHDi 950Kg Driver Edition 130ps EAT8 [S/S]	VIN Number:	VR7EFYHZ4RJ608078	Power (bhp):	131
CAP ID:	56324	Colour:	GREY	Vehicle Excise Duty:	data not available
Previous keepers:	1	Imported:	No	Emissions CO2 (g/km):	158
Last Keeper Change:	17 Apr 2024	Exported:	No		
		Scrapped:	No		

Price Summary

Original Base Model Price (when new):	£24,835
---------------------------------------	---------

Options fitted

None Specified.	
Original Price with Options (when new):	£24,835

Standard Equipment Removed

None Specified.

Standard Equipment

Driver Convenience

<input checked="" type="checkbox"/> Citroen connect box with emergency and assistance system
<input checked="" type="checkbox"/> Citroen connect navigation with 8" colour touchscreen, DAB radio, bluetooth with handsfree and USB socket
<input checked="" type="checkbox"/> Cruise control with programmable speed limiter
<input checked="" type="checkbox"/> Electric power assisted steering with height and reach adjustable steering wheel
<input checked="" type="checkbox"/> Lockable fuel cap
<input checked="" type="checkbox"/> Multi-function trip computer
<input checked="" type="checkbox"/> Rev counter with maintenance and gear efficiency indicators (GEI)
<input checked="" type="checkbox"/> Tyre pressure monitor
<input checked="" type="checkbox"/> Voice recognition

Entertainment

<input checked="" type="checkbox"/> Apple Carplay/Android Auto
--

Exterior Features

<input checked="" type="checkbox"/> Automatic lights
<input checked="" type="checkbox"/> Electric folding door mirrors

- Electric front windows with one touch operation
- Electrically adjustable door mirrors with heated temperature sensor
- Height adjustable halogen headlights with automatic illumination and integrated daytime running lights (DRLs)
- High level third brake light
- Sliding offside side loading door
- Twin sliding side load doors
- Visible VIN at windscreen base

Interior Features

- 12 volt socket in dashboard
- 6 floor mounted load securing rings
- 6 load tie-down hooks in cargo area
- 6 way adjustable driver seat with lumbar support and under seat storage
- Air conditioning
- Cup holders for driver and passenger on either side of the dashboard
- Curtina cloth upholstery
- Front door pockets with 1.5L bottle holder
- Hard plastic floor protection in cabin
- Overhead storage shelf in cabin
- Remote temperature pre-conditioning
- Topbox storage compartment

Packs

- Look pack with body coloured bumper - Berlingo
- Modular Bulkhead and Passenger Bench Seat pack

Passive Safety

- Automatic activation of hazard warning lights on major deceleration
- Door opening warning and audible lights on warning
- Driver's airbag
- Driver/passenger seatbelt unfastened warning

Security

- Dashboard mounted central locking push button and auto locking above 7mph
- Perimetric and volumetric thatcham category 1 approved alarm with tilt sensor
- Remote central locking with deadlocking, selective cab and load area locking via 3 button plip remote control key
- Thatcham approved rolling code transponder immobiliser

Technical

- Electronic Stability Control and ABS with hill start assist, EBA and EBSD

Technical Details

Emissions - ICE

HC	N
Standard Emissions	EURO 6
WLTP - CO2 (g/km) - Comb	158
WLTP - CO2 (g/km) - Comb - TEH	171
WLTP - CO2 (g/km) - Comb - TEL	143
WLTP - CO2 (g/km) - Extra High - TEH	182
WLTP - CO2 (g/km) - Extra High - TEL	152
WLTP - CO2 (g/km) - High - TEH	144
WLTP - CO2 (g/km) - High - TEL	117
WLTP - CO2 (g/km) - Low - TEH	174
WLTP - CO2 (g/km) - Low - TEL	152
WLTP - CO2 (g/km) - Medium - TEH	157
WLTP - CO2 (g/km) - Medium - TEL	127

Engine and Drive Train

Automatic Transmission	True
Bore	75
Catalytic Convertor	True
CC	1499
Compression Ratio	16.4:1

Cooling System	WATER
Cylinder Layout	IN-LINE
Cylinders	4
Engine Layout	FRONT TRANSVERSE
Engine Make	N
Fuel Delivery	COMMON RAIL
Fuel Type	DIESEL
Gears	8 SPEED
Manual Transmission	False
Number of Valves	16
Stroke	84.8

Fuel Consumption - ICE

EC	False
WLTP - FC (l/100km) - Comb - TEH	6.5
WLTP - FC (l/100km) - Comb - TEL	5.4
WLTP - FC (l/100km) - Extra High - TEH	7
WLTP - FC (l/100km) - Extra High - TEL	5.8
WLTP - FC (l/100km) - High - TEH	5.5
WLTP - FC (l/100km) - High - TEL	4.5
WLTP - FC (l/100km) - Low - TEH	6.6
WLTP - FC (l/100km) - Low - TEL	5.8
WLTP - FC (l/100km) - Medium - TEH	6
WLTP - FC (l/100km) - Medium - TEL	4.9
WLTP - MPG - Comb - TEH	43.5
WLTP - MPG - Comb - TEL	52.3
WLTP - MPG - Extra High - TEH	40.6
WLTP - MPG - Extra High - TEL	48.6
WLTP - MPG - High - TEH	51.5
WLTP - MPG - High - TEL	63.2
WLTP - MPG - Low - TEH	42.6
WLTP - MPG - Low - TEL	48.6
WLTP - MPG - Medium - TEH	47.2
WLTP - MPG - Medium - TEL	58.1

General

Any aspect of the vehicles safety cause concern?	False
Badge Engine CC	1.5
Badge Power	130
Based On ID	N
Battery Volts	12
Chassis Engine Number	N
Clutch	SINGLE DRY PLATE
Coin Description	N
Coin Gross Vehicle Weight Code	N
Coin Power Output Code	N
Coin Series	N
Coin Wheelbase Description Code	N
Coin Wheelbase Name Code	N
Exhaust System	CATALYTIC CONVERTER
Front Brakes	VENTILATED DISCS
Front Suspension	MACPHERSON STRUTS
Generation Mark	3
Ghost model for valuation purposes	False
Hand Brake	REAR WHEELS
Insurance Group 1	N
Insurance Group 2	N
NCAP Adult Occupant Protection %	N
NCAP Child Occupant Protection %	N
NCAP Overall Rating - Effective February 09	N
NCAP Overall Rating - LCV	N
NCAP Pedestrian Protection %	N
NCAP Safety Assist %	N
Rear Brakes	DISCS
Rear Suspension	TRAILING ARM
Relative Height	H1

Relative Length	L2
Running Cost League Headings	SMALL
Service Interval Frequency - Months	24
Service Interval Mileage	25000
Special Edition	False
Special Order	False
Standard manufacturers warranty - Mileage	100000
Standard manufacturers warranty - Years	3
Steering	PAS
This vehicle is classed as a car for VED purposes	False
Vehicle Homologation Class	N1
Vin/Frame No.	N

Performance

0 to 60	False
0 to 62	10.6
BHP	131
Engine Power KW	96
Engine Power RPM	3750
Engine Torque LBS.FT	221
Engine Torque MKG	30.6
Engine Torque NM	300
Engine Torque RPM	1750
PS	True
Top Speed	114

Test Cycles

Emissions Test Cycle	WLTP
RDE Certification Level	RDE 2

Tyres

Alloys?	False
Automatic Clutch	True
Plated 3rd Axle	N
Plated 4th Axle	N
Space Saver?	False
Tyre Make	N
Tyre Size Front	205/60 R16
Tyre Size Rear	205/60 R16
Tyre Size Spare	TYRE REPAIR KIT
Wheel Style	N
Wheel Type	16" STEEL

Vehicle Dimensions

Front Overhang	892
Height	1849
Height (including roof rails)	N
Length	4753
Load Deck Height	571
Load Height	1243
Load Length	2167
Load Space Width Between Wheel Arches	1229
Load Width	1550
Lower Rear Door Width	1241
Rear Door Height	1196
Rear Overhang	886
Side Load Door Height	1072
Side Load Door Width	675
Turning Circle - Kerb to Kerb	11.43
Upper Rear Door Width	1087
Wheelbase	2975
Width (excluding mirrors)	1848
Width (including mirrors)	2107

Weight and Capacities

Boot Capacity Saloons	N
Fuel Tank Capacity (Litres)	53
Gross Train Weight	3400
Gross Vehicle Weight	2400
Load Space Volume	3.8
Luggage Capacity (Seats Down)	N
Luggage Capacity (Seats Up)	N
Luggage Capacity - 2nd Row Seats Removed	N
Luggage Capacity - 2nd Row Seats Up	N
Luggage Capacity - 3rd Row Seats Down	N
Luggage Capacity - 3rd Row Seats Removed	N
Luggage Capacity - 3rd Row Seats Up	N
Max. Towing Weight - Braked	1000
Max. Towing Weight - Unbraked	750
Minimum Kerbweight	1473
No. of Seats	3
Payload	927
Plated 2nd Axle	1400
Plated Front Axle	1200

FOR SMARTER AUTOMOTIVE DECISIONS™