





# valuation anywhere

Diesel   
6 spd   
--   
102 

**CITROEN**  
BERLINGO M DIESEL (18-24)  
[56316] 1.5 BlueHDi 1000Kg Enterprise Ed 100ps 6 Speed S/S (22-24)  
VIN: VR7EFYHT2NJ830784  
Colour: WHITE

**LJ72AZE**



Mileage Valuation Date Your Reference Your Valuation

## Summary of Vehicle Details

Manufacturer:	CITROEN	Registration Date:	08 Feb 2023	Fuel Type:	Diesel
Model:	BERLINGO M DIESEL	Engine Number:	Q4EU0122200	Transmission:	6 spd
Trim:	1.5 BlueHDi 1000Kg Enterprise Ed 100ps 6 Speed S/S	VIN Number:	VR7EFYHT2NJ830784	Power (bhp):	102
CAP ID:	56316	Colour:	WHITE	Vehicle Excise Duty:	data not available
Last Keeper Change:	08 Feb 2023	Imported:	No	Emissions CO2 (g/km):	149
		Exported:	No		
		Scrapped:	No		

## Price Summary

Original Base Model Price (when new):	£20,220
---------------------------------------	---------

## Options fitted

None Specified.	
Original Price with Options (when new):	£20,220

## Standard Equipment Removed

None Specified.

## Standard Equipment

### Driver Convenience

<input checked="" type="checkbox"/> Citroen connect box with emergency and assistance system
<input checked="" type="checkbox"/> Cruise control with programmable speed limiter
<input checked="" type="checkbox"/> Electric power assisted steering with height and reach adjustable steering wheel
<input checked="" type="checkbox"/> Lockable fuel cap
<input checked="" type="checkbox"/> Multi-function trip computer
<input checked="" type="checkbox"/> Rev counter with maintenance and gear efficiency indicators (GEI)
<input checked="" type="checkbox"/> Tyre pressure monitor

### Entertainment

<input checked="" type="checkbox"/> Apple Carplay/Android Auto
--

### Exterior Features

<input checked="" type="checkbox"/> Automatic lights
<input checked="" type="checkbox"/> Electric front windows with one touch operation
<input checked="" type="checkbox"/> Electrically adjustable door mirrors with heated temperature sensor
<input checked="" type="checkbox"/> Height adjustable halogen headlights with automatic illumination and integrated daytime running lights (DRLs)
<input checked="" type="checkbox"/> High level third brake light

<input checked="" type="checkbox"/> Nearside side sliding door
<input checked="" type="checkbox"/> Side protection rubbing strips
<input checked="" type="checkbox"/> Two speed intermittent front wipers
<input checked="" type="checkbox"/> Visible VIN at windscreen base

### Interior Features

<input checked="" type="checkbox"/> 12 volt socket in dashboard
<input checked="" type="checkbox"/> 6 floor mounted load securing rings
<input checked="" type="checkbox"/> 6 load tie-down hooks in cargo area
<input checked="" type="checkbox"/> Air conditioning
<input checked="" type="checkbox"/> Cup holders for driver and passenger on either side of the dashboard
<input checked="" type="checkbox"/> Curitiba cloth upholstery
<input checked="" type="checkbox"/> Front door pockets with 1.5L bottle holder
<input checked="" type="checkbox"/> Hard plastic floor protection in cabin
<input checked="" type="checkbox"/> Overhead storage shelf in cabin
<input checked="" type="checkbox"/> Remote temperature pre-conditioning
<input checked="" type="checkbox"/> Topbox storage compartment

### Passive Safety

<input checked="" type="checkbox"/> Automatic activation of hazard warning lights on major deceleration
<input checked="" type="checkbox"/> Door opening warning and audible lights on warning
<input checked="" type="checkbox"/> Driver's airbag
<input checked="" type="checkbox"/> Driver/passenger seatbelt unfastened warning

### Security

<input checked="" type="checkbox"/> Dashboard mounted central locking push button and auto locking above 7mph
<input checked="" type="checkbox"/> Perimetric and volumetric thatcham category 1 approved alarm with tilt sensor
<input checked="" type="checkbox"/> Remote central locking with deadlocking, selective cab and load area locking via 3 button plip remote control key
<input checked="" type="checkbox"/> Thatcham approved rolling code transponder immobiliser

### Technical

<input checked="" type="checkbox"/> Electronic Stability Control and ABS with hill start assist, EBA and EBSD
---

### Technical Details

#### Emissions - ICE

HC	N
Standard Emissions	EURO 6
WLTP - CO2 (g/km) - Comb	148
WLTP - CO2 (g/km) - Comb - TEH	156
WLTP - CO2 (g/km) - Comb - TEL	143
WLTP - CO2 (g/km) - Extra High - TEH	176
WLTP - CO2 (g/km) - Extra High - TEL	153
WLTP - CO2 (g/km) - High - TEH	135
WLTP - CO2 (g/km) - High - TEL	113
WLTP - CO2 (g/km) - Low - TEH	164
WLTP - CO2 (g/km) - Low - TEL	134
WLTP - CO2 (g/km) - Medium - TEH	146
WLTP - CO2 (g/km) - Medium - TEL	117

### Engine and Drive Train

Automatic Transmission	False
Bore	75
Catalytic Convertor	True
CC	1499
Compression Ratio	16.4:1
Cooling System	WATER
Cylinder Layout	IN-LINE
Cylinders	4
Engine Layout	FRONT TRANSVERSE
Engine Make	N
Fuel Delivery	COMMON RAIL
Fuel Type	DIESEL
Gears	6 SPEED

Manual Transmission	True
Number of Valves	16
Stroke	84.8

## Fuel Consumption - ICE

EC	False
WLTP - FC (l/100km) - Comb	5.5
WLTP - FC (l/100km) - Comb - TEH	5.9
WLTP - FC (l/100km) - Comb - TEL	5
WLTP - FC (l/100km) - Extra High - TEH	6.7
WLTP - FC (l/100km) - Extra High - TEL	5.9
WLTP - FC (l/100km) - High - TEH	5.2
WLTP - FC (l/100km) - High - TEL	4.3
WLTP - FC (l/100km) - Low - TEH	6.3
WLTP - FC (l/100km) - Low - TEL	5.1
WLTP - FC (l/100km) - Medium - TEH	5.6
WLTP - FC (l/100km) - Medium - TEL	4.5
WLTP - MPG - Comb	51.4
WLTP - MPG - Comb - TEH	47.5
WLTP - MPG - Comb - TEL	56.5
WLTP - MPG - Extra High - TEH	42.1
WLTP - MPG - Extra High - TEL	48.2
WLTP - MPG - High - TEH	54.8
WLTP - MPG - High - TEL	65.6
WLTP - MPG - Low - TEH	45.1
WLTP - MPG - Low - TEL	55.1
WLTP - MPG - Medium - TEH	50.6
WLTP - MPG - Medium - TEL	63.4

## General

Any aspect of the vehicles safety cause concern?	False
Badge Engine CC	1.5
Badge Power	100
Based On ID	N
Battery Volts	12
Chassis Engine Number	N
Clutch	SINGLE DRY PLATE
Coin Description	N
Coin Gross Vehicle Weight Code	N
Coin Power Output Code	N
Coin Series	N
Coin Wheelbase Description Code	N
Coin Wheelbase Name Code	N
Exhaust System	CATALYTIC CONVERTER
Front Brakes	VENTILATED DISCS
Front Suspension	MACPHERSON STRUTS
Generation Mark	3
Ghost model for valuation purposes	False
Hand Brake	REAR WHEELS
Insurance Group 1	N
Insurance Group 2	N
NCAP Adult Occupant Protection %	N
NCAP Child Occupant Protection %	N
NCAP Overall Rating - Effective February 09	N
NCAP Overall Rating - LCV	N
NCAP Pedestrian Protection %	N
NCAP Safety Assist %	N
Rear Brakes	DISCS
Rear Suspension	TRAILING ARM
Relative Height	H1
Relative Length	L1
Running Cost League Headings	SMALL
Service Interval Frequency - Months	24
Service Interval Mileage	25000
Special Edition	False
Special Order	False

Standard manufacturers warranty - Mileage	100000
Standard manufacturers warranty - Years	3
Steering	PAS
This vehicle is classed as a car for VED purposes	False
Vehicle Homologation Class	N1
Vin/Frame No.	N

## Performance

0 to 60	False
0 to 62	11.5
BHP	102
Engine Power KW	75
Engine Power RPM	3750
Engine Torque LBS.FT	184
Engine Torque MKG	25.5
Engine Torque NM	250
Engine Torque RPM	1750
PS	True
Top Speed	102

## Test Cycles

Emissions Test Cycle	WLTP
RDE Certification Level	RDE 2

## Tyres

Alloys?	False
Automatic Clutch	False
Plated 3rd Axle	N
Plated 4th Axle	N
Space Saver?	False
Tyre Make	N
Tyre Size Front	215/65 R16
Tyre Size Rear	215/65 R16
Tyre Size Spare	TYRE REPAIR KIT
Wheel Style	N
Wheel Type	16" STEEL

## Vehicle Dimensions

Front Overhang	892
Height	1840
Height (including roof rails)	N
Length	4403
Load Deck Height	548
Load Height	1236
Load Length	1817
Load Space Width Between Wheel Arches	1229
Load Width	1550
Lower Rear Door Width	1241
Rear Door Height	1196
Rear Overhang	726
Side Load Door Height	1072
Side Load Door Width	675
Turning Circle - Kerb to Kerb	10.82
Upper Rear Door Width	1087
Wheelbase	2785
Width (excluding mirrors)	1848
Width (including mirrors)	2107

## Weight and Capacities

Boot Capacity Saloons	N
Fuel Tank Capacity (Litres)	53
Gross Train Weight	3570
Gross Vehicle Weight	2370
Load Space Volume	3.3

Luggage Capacity (Seats Down)	N
Luggage Capacity (Seats Up)	N
Luggage Capacity - 2nd Row Seats Removed	N
Luggage Capacity - 2nd Row Seats Up	N
Luggage Capacity - 3rd Row Seats Down	N
Luggage Capacity - 3rd Row Seats Removed	N
Luggage Capacity - 3rd Row Seats Up	N
Max. Towing Weight - Braked	1200
Max. Towing Weight - Unbraked	720
Minimum Kerbweight	1383
No. of Seats	2
Payload	987
Plated 2nd Axle	1400
Plated Front Axle	1200

FOR SMARTER AUTOMOTIVE DECISIONS™