





valuation anywhere

Diesel 
6 spd 
-- 
130 

FORD

TRANSIT 350 L2 DIESEL RWD (19-)
[44782] 2.0 EcoBlue 130ps H3 Leader Van (19-24)
VIN: WF0EXXTTREP15335
Colour: WHITE

LC73DVF



Mileage Valuation Date Your Reference Your Valuation

Summary of Vehicle Details

Manufacturer:	FORD	Registration Date:	29 Sep 2023	Fuel Type:	Diesel
Model:	TRANSIT 350 L2 DIESEL RWD	Engine Number:	PD15335	Transmission:	6 spd
Trim:	2.0 EcoBlue 130ps H3 Leader Van	VIN Number:	WF0EXXTTREP15335	Power (bhp):	130
CAP ID:	44782	Colour:	WHITE	Vehicle Excise Duty:	data not available
Last Keeper Change:	29 Sep 2023	Imported:	No	Emissions CO2 (g/km):	247
		Exported:	No		
		Scrapped:	No		

Price Summary

Original Base Model Price (when new):	£44,035
---------------------------------------	----------------

Options fitted

None Specified.	
Original Price with Options (when new):	£44,035

Standard Equipment Removed

None Specified.

Standard Equipment

Driver Convenience

<input checked="" type="checkbox"/> Curvature Control
<input checked="" type="checkbox"/> Emergency brake warning
<input checked="" type="checkbox"/> PAS
<input checked="" type="checkbox"/> Selectable drive mode
<input checked="" type="checkbox"/> Trip computer
<input checked="" type="checkbox"/> Vehicle maintenance monitor
<input checked="" type="checkbox"/> Warning lights

Entertainment

<input checked="" type="checkbox"/> Audio controls mounted on steering wheel
--

Exterior Features

<input checked="" type="checkbox"/> 180 degree opening rear doors
<input checked="" type="checkbox"/> High mounted stop lamp
<input checked="" type="checkbox"/> High roof line
<input checked="" type="checkbox"/> Kerbside side load doors
<input checked="" type="checkbox"/> Power windows
<input checked="" type="checkbox"/> Rear bumper with integral step
<input checked="" type="checkbox"/> Wide bodyside mouldings

Interior Features

- Dual passenger seat tray and table
- Glovebox with A4 file storage
- Radio with remote stalks
- Reach and rake adjustable steering column
- Storage box under dual passenger seat

Passive Safety

- Seatbelt reminder on front seats and fixed rear seats

Technical

- 2 x 12V power outlets
- ABS + ESP + Hill start assist
- Electronic dynamic cornering control
- Side wind mitigation

Wheels

- 16" steel wheels
- Single rear wheels

Technical Details

Emissions - ICE

CO	N
HC	N
HC+NOx	N
Noise Level dB(A)	N
NOx	N
Particles	N
Standard Emissions	EURO 6
WLTP - CO2 (g/km) - Comb - TEH	266
WLTP - CO2 (g/km) - Comb - TEL	217

Engine and Drive Train

Automatic Transmission	False
Catalytic Convertor	True
CC	1996
Cooling System	WATER
Cylinder Layout	IN-LINE
Engine Layout	FRONT TRANSVERSE
Engine Make	N
Fuel Delivery	COMMON RAIL
Fuel Type	DIESEL
Gears	6 SPEED
Manual Transmission	True
Valve gear	DOHC

Fuel Consumption - ICE

EC	False
EC Combined	36.2
EC Extra Urban	39.8
EC Urban	31.4
WLTP - FC (l/100km) - Comb - TEH	10.2
WLTP - FC (l/100km) - Comb - TEL	8.3
WLTP - FC (l/100km) - High - TEH	10.3
WLTP - FC (l/100km) - High - TEL	8.3
WLTP - FC (l/100km) - Low - TEH	8.8
WLTP - FC (l/100km) - Low - TEL	7.1
WLTP - MPG - Comb - TEH	27.7
WLTP - MPG - Comb - TEL	34
WLTP - MPG - High - TEH	27.4
WLTP - MPG - High - TEL	34
WLTP - MPG - Low - TEH	32.1

WLTP - MPG - Low - TEL 39.8

General

Alternative Fuel Qualifying	False
Any aspect of the vehicles safety cause concern?	False
Badge Engine CC	2.0
Badge Power	130
Based On ID	N
Chassis Engine Number	N
Clutch	SINGLE DRY PLATE
Coin Description	N
Coin Gross Vehicle Weight Code	N
Coin Power Output Code	N
Coin Series	N
Coin Wheelbase Description Code	N
Coin Wheelbase Name Code	N
Exhaust System	EGR
Front Brakes	DISCS
Front Suspension	MACPHERSON STRUTS
Generation Mark	4
Ghost model for valuation purposes	False
Hand Brake	REAR WHEELS
Insurance Group 1	N
Insurance Group 2	N
NCAP Adult Occupant Protection %	N
NCAP Child Occupant Protection %	N
NCAP Overall Rating - Effective February 09	N
NCAP Overall Rating - LCV	Gold
NCAP Pedestrian Protection %	N
NCAP Safety Assist %	60
Rear Brakes	DISCS
Rear Suspension	LEAF SPRINGS
Relative Height	H3
Relative Length	L2
Running Cost League Headings	LARGE
Service Interval Frequency - Months	24
Service Interval Mileage	25000
Special Edition	False
Special Order	False
Steering	RACK AND PINION
Timing Belt Interval Frequency - Months	120
Timing Belt Interval Mileage	150000
Vehicle Homologation Class	N1
Vin/Frame No.	N

Performance

0 to 60	N
0 to 62	N
BHP	130
Engine Power KW	96
Engine Torque LBS.FT	266
Engine Torque MKG	36.7
Engine Torque NM	360
PS	True
Top Speed	N

Test Cycles

Emissions Test Cycle	WLTP
RDE Certification Level	RDE 2

Tyres

Alloys?	False
Automatic Clutch	False
Plated 3rd Axle	N
Plated 4th Axle	N

Space Saver?	False
Tyre Make	N
Tyre Size Front	235/65 R16
Tyre Size Rear	235/65 R16
Tyre Size Spare	TYRE REPAIR KIT
Wheel Style	N
Wheel Type	16" STEEL

Vehicle Dimensions

Front Overhang	1023
Height	2771
Height (including roof rails)	N
Length	5531
Load Deck Height	703
Load Height	2025
Load Length	3044
Load Space Width Between Wheel Arches	1392
Load Width	1784
Rear Door Height	1887
Rear Overhang	1208
Side Load Door Height	1600
Side Load Door Width	1300
Turning Circle - Kerb to Kerb	11.9
Upper Rear Door Width	1565
Wheelbase	3300
Width (excluding mirrors)	2059
Width (including mirrors)	2474

Weight and Capacities

Boot Capacity Saloons	N
Fuel Tank Capacity (Litres)	70
Gross Train Weight	6500
Gross Vehicle Weight	3500
Load Space Volume	10.7
Luggage Capacity (Seats Down)	N
Luggage Capacity (Seats Up)	N
Luggage Capacity - 2nd Row Seats Removed	N
Luggage Capacity - 2nd Row Seats Up	N
Luggage Capacity - 3rd Row Seats Down	N
Luggage Capacity - 3rd Row Seats Removed	N
Luggage Capacity - 3rd Row Seats Up	N
Max. Towing Weight - Unbraked	750
Minimum Kerbweight	2175
No. of Seats	3
Payload	1325
Plated 2nd Axle	2150
Plated Front Axle	1750