





valuation anywhere

Diesel 
6 spd 
-- 
135 

RENAULT

MASTER LWB DIESEL FWD (19-25)
[45054] LM35dCi 135 Business+ Medium Roof Van (19-23)
VIN: VF1MA000670577185
Colour: WHITE

HN23GXT



Mileage Valuation Date Your Reference Your Valuation

Summary of Vehicle Details

Manufacturer:	RENAULT	Registration Date:	27 Mar 2023	Fuel Type:	Diesel
Model:	MASTER LWB DIESEL FWD	Engine Number:	C070814	Transmission:	6 spd
Trim:	LM35dCi 135 Business+ Medium Roof Van	VIN Number:	VF1MA000670577185	Power (bhp):	135
CAP ID:	45054	Colour:	WHITE	Vehicle Excise Duty:	data not available
Last Keeper Change:	27 Mar 2023	Imported:	No	Emissions CO2 (g/km):	244
		Exported:	No		
		Scrapped:	No		

Price Summary

Original Base Model Price (when new):	£38,050
---------------------------------------	---------

Options fitted

None Specified.	
Original Price with Options (when new):	£38,050

Standard Equipment Removed

None Specified.

Standard Equipment

Driver Convenience

<input checked="" type="checkbox"/> Multi-function trip computer with rev counter
<input checked="" type="checkbox"/> PAS

Exterior Features

<input checked="" type="checkbox"/> C shaped DRL's
<input checked="" type="checkbox"/> Chrome trim on radiator grille
<input checked="" type="checkbox"/> Electric front windows with one touch drivers window
<input checked="" type="checkbox"/> Heated with electric adjustment external door mirrors
<input checked="" type="checkbox"/> Rear running board and handles
<input checked="" type="checkbox"/> Side wind assist
<input checked="" type="checkbox"/> Wide view mirror

Interior Features

<input checked="" type="checkbox"/> 10 floor mounted load anchorage point
<input checked="" type="checkbox"/> Air conditioning and pollen filter
<input checked="" type="checkbox"/> Centre console with twin cupholders
<input checked="" type="checkbox"/> Clipboard holder
<input checked="" type="checkbox"/> Closed glovebox
<input checked="" type="checkbox"/> Dashboard storage compartment lid

<input checked="" type="checkbox"/> Driver's armrest
<input checked="" type="checkbox"/> Driver's seat lumbar support
<input checked="" type="checkbox"/> Dual split underseat storage compartment with pivoting seatback table
<input checked="" type="checkbox"/> Fully adjustable suspension type driver seat
<input checked="" type="checkbox"/> Height adjustable steering wheel
<input checked="" type="checkbox"/> Interior chrome trim
<input checked="" type="checkbox"/> Kaleido cloth upholstery
<input checked="" type="checkbox"/> Overhead parcel shelf

Passive Safety

<input checked="" type="checkbox"/> 3 point height adjustable seatbelts with pretensioners
<input checked="" type="checkbox"/> Driver's airbag

Security

<input checked="" type="checkbox"/> Alarm
<input checked="" type="checkbox"/> Deadlocking
<input checked="" type="checkbox"/> Electronic immobiliser
<input checked="" type="checkbox"/> Remote central locking (foldable 2 button key)

Technical

<input checked="" type="checkbox"/> 12v socket in loadspace
<input checked="" type="checkbox"/> 22 litres AdBlue tank
<input checked="" type="checkbox"/> 4 disc brakes
<input checked="" type="checkbox"/> 6 speed gearbox
<input checked="" type="checkbox"/> ABS +EBD
<input checked="" type="checkbox"/> ESC (Electronic Stability Control) with Hill Start Assist and Grip Xtend
<input checked="" type="checkbox"/> Trailor swing assist

Technical Details

Emissions - ICE

HC	N
Standard Emissions	EURO 6
WLTP - CO2 (g/km) - Comb	244

Engine and Drive Train

Automatic Transmission	False
Bore	85
Catalytic Convertor	True
CC	2298
Cylinder Layout	IN-LINE
Cylinders	4
Engine Layout	FRONT TRANSVERSE
Engine Make	N
Fuel Delivery	COMMON RAIL
Fuel Type	DIESEL
Gears	6 SPEED
Manual Transmission	True
Number of Valves	16
Stroke	101.3

Fuel Consumption - ICE

EC	False
WLTP - FC (l/100km) - Comb	9.3
WLTP - MPG - Comb	30.4

General

Alternative Fuel Qualifying	False
Any aspect of the vehicles safety cause concern?	False
Badge Engine CC	2.3
Badge Power	135
Based On ID	N
Coin Description	N
Coin Gross Vehicle Weight Code	N

Coin Power Output Code	N
Coin Series	N
Coin Wheelbase Description Code	N
Coin Wheelbase Name Code	N
Generation Mark	3
Ghost model for valuation purposes	False
Insurance Group 1	N
Insurance Group 2	N
Man Corrosion Perforation Guarantee - Years	6
Manufacturers Paintwork Guarantee - Years	3
NCAP Adult Occupant Protection %	N
NCAP Child Occupant Protection %	N
NCAP Overall Rating - Effective February 09	N
NCAP Overall Rating - LCV	Bronze
NCAP Pedestrian Protection %	N
NCAP Safety Assist %	25
Relative Height	H2
Relative Length	L3
Running Cost League Headings	LARGE
Service Interval Frequency - Months	24
Service Interval Mileage	24000
Special Edition	False
Special Order	False
Standard manufacturers warranty - Mileage	100000
Standard manufacturers warranty - Years	3
Timing Belt Interval Frequency - Months	N
Timing Belt Interval Mileage	N
Vehicle Homologation Class	N1
Vin/Frame No.	N

Performance

0 to 60	False
BHP	135
Engine Power KW	99
Engine Power RPM	3500
Engine Torque LBS.FT	266
Engine Torque MKG	36.7
Engine Torque NM	360
Engine Torque RPM	1500
PS	True
Top Speed	94

Test Cycles

Emissions Test Cycle	WLTP
----------------------	------

Tyres

Alloys?	False
Automatic Clutch	False
Plated 3rd Axle	N
Plated 4th Axle	N
Space Saver?	False
Tyre Make	N
Tyre Size Front	225/65 R16
Tyre Size Rear	225/65 R16
Tyre Size Spare	FULL SIZE
Wheel Style	N
Wheel Type	16" STEEL

Vehicle Dimensions

Front Overhang	869
Height	2488
Length	6225
Load Deck Height	557
Load Height	1894
Load Length	3733

Load Space Width Between Wheel Arches	1380
Load Width	1765
Lower Rear Door Width	1580
Rear Door Height	1820
Rear Overhang	1024
Side Load Door Height	1780
Side Load Door Width	1270
Turning Circle - Kerb to Kerb	15.7
Turning Circle - Wall to Wall	16.2
Wheelbase	4332
Width (excluding mirrors)	2070
Width (including mirrors)	2470

Weight and Capacities

Fuel Tank Capacity (Litres)	80
Gross Train Weight	6000
Gross Vehicle Weight	3500
Load Space Volume	13
Luggage Capacity (Seats Down)	N
Luggage Capacity (Seats Up)	N
Luggage Capacity - 2nd Row Seats Removed	N
Luggage Capacity - 2nd Row Seats Up	N
Luggage Capacity - 3rd Row Seats Down	N
Luggage Capacity - 3rd Row Seats Removed	N
Luggage Capacity - 3rd Row Seats Up	N
Max. Roof Load	200
Max. Towing Weight - Braked	2500
Max. Towing Weight - Unbraked	750
Minimum Kerbweight	2141
No. of Seats	3
Payload	1359
Plated 2nd Axle	2100
Plated Front Axle	1850