





valuation anywhere

Diesel 
6 spd 
-- 
80 

NISSAN
NV250 L1 DIESEL (19-22)
[45877] 1.5 dCi 80ps Acenta Van (19-22)
VIN: VF1WF000X67146395
Colour: WHITE



FV21JXM

Mileage Valuation Date Your Reference Your Valuation

Summary of Vehicle Details

Manufacturer:	NISSAN	Registration Date:	31 Mar 2021	Fuel Type:	Diesel
Model:	NV250 L1 DIESEL	Engine Number:	D644081	Transmission:	6 spd
Trim:	1.5 dCi 80ps Acenta Van	VIN Number:	VF1WF000X67146395	Power (bhp):	80
CAP ID:	45877	Colour:	WHITE	Vehicle Excise Duty:	data not available
Last Keeper Change:	31 Mar 2021	Imported:	No	Emissions CO2 (g/km):	147
		Exported:	No		
		Scrapped:	No		

Price Summary

Original Base Model Price (when new):	£17,990
---------------------------------------	----------------

Options fitted

None Specified.	
Original Price with Options (when new):	£17,990

Standard Equipment Removed

None Specified.

Standard Equipment

Driver Convenience

<input checked="" type="checkbox"/> Audio switch on steering and and steering wheel mounted controls
<input checked="" type="checkbox"/> Bluetooth connectivity
<input checked="" type="checkbox"/> Eco mode
<input checked="" type="checkbox"/> Gearshift indicator
<input checked="" type="checkbox"/> Idle stop start
<input checked="" type="checkbox"/> Low fuel warning light
<input checked="" type="checkbox"/> Onboard computer
<input checked="" type="checkbox"/> Power assisted steering
<input checked="" type="checkbox"/> Rear parking sensors
<input checked="" type="checkbox"/> Rev counter
<input checked="" type="checkbox"/> Service indicator
<input checked="" type="checkbox"/> Trip computer

Entertainment

<input checked="" type="checkbox"/> 2 DIN
<input checked="" type="checkbox"/> Aux input socket
<input checked="" type="checkbox"/> Digital radio (DAB)
<input checked="" type="checkbox"/> Radio/CD player
<input checked="" type="checkbox"/> Steering wheel audio and hands free controls
<input checked="" type="checkbox"/> USB socket

Exterior Features

- Dark grey side protection moldings
- Daytime running lights
- Electric folding door mirrors
- Electric front windows with one touch drivers window
- Electrically adjustable door mirrors
- Fixed roof bars
- Front fog lamps
- Grained dark grey mirrors and bumpers
- Heated door mirrors
- Left side sliding panel door
- Nissan front end V Motion front grille
- Panel french doors
- Side sheet metal panels

Interior Features

- 12V socket
- Central storage tray between front seats
- Centre console with bottle holder and plastic armrest
- Closed glove box
- Driver and passenger compartment door bins
- Driver seat belt warning and buzzer
- Driver/passenger sun visor with pocket
- Drivers seat slide, reclining and height adjustment
- Front headrests
- Lighting in central
- Load area lighting
- Load area rubber floor covering
- Manual air conditioning
- Overhead parcel shelf
- Steering wheel rake adjustment
- Steering wheel reach adjustment
- Storage for 3 cans or 2+1 ashtray
- Storage for water bottle 1.5l in door bins
- Storage in on the driver side
- Tanega cloth upholstery
- Tie down rings in load compartment

Passive Safety

- Driver's airbag
- Height adjustable seatbelts

Security

- 2 button key
- Electronic immobiliser
- Remote central locking
- Superlocking
- Thatcham alarm system

Technical

- ABS + EBD
- ESP
- Front discs and rear drums
- Hill start assist
- Vehicle dynamic control

Wheels

- 15" steel wheels
- Full wheel covers
- Spare wheel

Technical Details

Emissions - ICE

HC	N
Noise Level dB(A)	N
Standard Euro Emissions	EURO 6
WLTP - CO2 (g/km) - Comb	147
WLTP - CO2 (g/km) - Extra High	173
WLTP - CO2 (g/km) - High	128
WLTP - CO2 (g/km) - Low	146
WLTP - CO2 (g/km) - Medium	132

Engine and Drive Train

Automatic Transmission	False
Bore	76
Catalytic Convertor	True
CC	1461
Cooling System	WATER
Cylinder Layout	IN-LINE
Cylinders	4
Engine Codes	K9K g8
Engine Layout	FRONT TRANSVERSE
Engine Make	N
Fuel Delivery	COMMON RAIL
Fuel Type	DIESEL
Gears	6 SPEED
Manual Transmission	True
Number of Valves	8
Stroke	80.5
Valve gear	SOHC

Fuel Consumption - ICE

EC	False
EC Combined	62.8
EC Extra Urban	65.7
EC Urban	58.9
WLTP - FC (l/100km) - Comb	5.6
WLTP - FC (l/100km) - Extra High	6.6
WLTP - FC (l/100km) - High	4.9
WLTP - FC (l/100km) - Low	5.6
WLTP - FC (l/100km) - Medium	5
WLTP - MPG - Comb	50.4
WLTP - MPG - Extra High	42.8
WLTP - MPG - High	57.6
WLTP - MPG - Low	50.4
WLTP - MPG - Medium	56.5

General

Any aspect of the vehicles safety cause concern?	False
Badge Engine CC	1.5
Badge Power	80
Based On ID	N
Battery Volts	12
Chassis Engine Number	N
Clutch	SINGLE DRY PLATE
Coin Description	N
Coin Gross Vehicle Weight Code	N
Coin Power Output Code	N
Coin Series	N
Coin Wheelbase Description Code	N
Coin Wheelbase Name Code	N
Front Brakes	DISCS
Front Suspension	MACPHERSON STRUTS
Generation Mark	1
Ghost model for valuation purposes	False
Hand Brake	REAR WHEELS
Insurance Group 1	N

Insurance Group 2	N
NCAP Adult Occupant Protection %	N
NCAP Child Occupant Protection %	N
NCAP Overall Rating - Effective February 09	N
NCAP Pedestrian Protection %	N
NCAP Safety Assist %	N
Rear Brakes	DRUM
Rear Suspension	LEAF SPINGS
Relative Height	H1
Relative Length	L1
Running Cost League Headings	SMALL
Service Interval Frequency - Months	24
Service Interval Mileage	25000
Special Edition	False
Special Order	False
Standard manufacturers warranty - Mileage	100000
Standard manufacturers warranty - Years	5
Steering	PAS
This vehicle is classed as a car for VED purposes	False
Vehicle Homologation Class	N1
Vin/Frame No.	N

Performance

0 to 60	False
0 to 62	16.8
BHP	80
Engine Power KW	59
Engine Power RPM	3750
Engine Torque LBS.FT	155
Engine Torque MKG	21.4
Engine Torque NM	210
Engine Torque RPM	1750
PS	True
Top Speed	94

Test Cycles

Emissions Test Cycle	WLTP
----------------------	------

Tyres

Alloys?	False
Automatic Clutch	False
Plated 3rd Axle	N
Plated 4th Axle	N
Space Saver?	False
Tyre Make	N
Tyre Size Spare	FULL SIZE
Wheel Style	N
Wheel Type	15" STEEL

Vehicle Dimensions

Height	1805
Height (including roof rails)	1844
Length	4282
Load Deck Height	558
Load Height	1251
Load Length	1476
Load Space Width Between Wheel Arches	1218
Load Width	1219
Lower Rear Door Width	1223
Rear Door Height	1129
Rear Overhang	710
Side Load Door Height	1130
Side Load Door Width	636
Turning Circle - Kerb to Kerb	10.7
Wheelbase	2697

Width (excluding mirrors)	1829
Width (including mirrors)	2138

Weight and Capacities

Boot Capacity Saloons	N
Fuel Tank Capacity (Litres)	60
Gross Vehicle Weight	1980
Luggage Capacity (Seats Down)	N
Luggage Capacity (Seats Up)	N
Luggage Capacity - 2nd Row Seats Removed	N
Luggage Capacity - 2nd Row Seats Up	N
Luggage Capacity - 3rd Row Seats Down	N
Luggage Capacity - 3rd Row Seats Removed	N
Luggage Capacity - 3rd Row Seats Up	N
Max. Towing Weight - Braked	1050
Max. Towing Weight - Unbraked	690
Minimum Kerbweight	1309
No. of Seats	2
Payload	671

FOR SMARTER AUTOMOTIVE DECISIONS™