





# valuation anywhere

Diesel   
6 spd   
--   
130 

## FORD

TRANSIT CUSTOM 320 L2 DIESEL FWD (17-23)  
[42084] 2.0 EcoBlue 130ps Low Roof D/Cab Limited Van (17-23)  
VIN: WF0ZXXTTGZPL58777  
Colour: WHITE

**DT23UYJ**



Mileage Valuation Date Your Reference Your Valuation

## Summary of Vehicle Details

Manufacturer:	FORD	Registration Date:	14 Aug 2023	Fuel Type:	Diesel
Model:	TRANSIT CUSTOM 320 L2 DIESEL FWD	Engine Number:	PL58777	Transmission:	6 spd
Trim:	2.0 EcoBlue 130ps Low Roof D/Cab Limited Van	VIN Number:	WF0ZXXTTGZPL58777	Power (bhp):	130
CAP ID:	42084	Colour:	WHITE	Vehicle Excise Duty:	data not available
Last Keeper Change:	14 Aug 2023	Imported:	No	Emissions CO2 (g/km):	203
		Exported:	No		
		Scrapped:	No		

## Price Summary

Original Base Model Price (when new):	£37,430
---------------------------------------	---------

## Options fitted

None Specified.	
Original Price with Options (when new):	£37,430

## Standard Equipment Removed

None Specified.

## Standard Equipment

### Driver Convenience

<input checked="" type="checkbox"/> Easy fuel capless refuelling system
<input checked="" type="checkbox"/> Embedded modem
<input checked="" type="checkbox"/> Ford Eco mode
<input checked="" type="checkbox"/> PAS
<input checked="" type="checkbox"/> Selectable drive mode
<input checked="" type="checkbox"/> Trip computer
<input checked="" type="checkbox"/> Vehicle maintenance monitor

### Entertainment

<input checked="" type="checkbox"/> Audio controls mounted on steering wheel
--

### Exterior Features

<input checked="" type="checkbox"/> 180 Degree rear cargo check arms
<input checked="" type="checkbox"/> Automatic headlamps with follow me home
<input checked="" type="checkbox"/> Automatic lights and wipers
<input checked="" type="checkbox"/> Automatic windshield wiper
<input checked="" type="checkbox"/> Body colour door handles

<input checked="" type="checkbox"/> Body coloured body side mouldings
<input checked="" type="checkbox"/> Body coloured door mirrors
<input checked="" type="checkbox"/> Body coloured lift/decklid exterior handles
<input checked="" type="checkbox"/> Body coloured rear bumpers
<input checked="" type="checkbox"/> Chormed grille with 3 bars
<input checked="" type="checkbox"/> Delete roof mounted turn signals
<input checked="" type="checkbox"/> Door open tyre carrier drop
<input checked="" type="checkbox"/> Driver only power front window with one touch down
<input checked="" type="checkbox"/> Emergency brake light flashing
<input checked="" type="checkbox"/> Front splash guards/Mud flaps
<input checked="" type="checkbox"/> Headlamp levelling
<input checked="" type="checkbox"/> High mounted stop lamp
<input checked="" type="checkbox"/> Intermittent front wash/wipe
<input checked="" type="checkbox"/> Intermittent variable windshield wiper
<input checked="" type="checkbox"/> Kerbside side load doors
<input checked="" type="checkbox"/> Low roof line
<input checked="" type="checkbox"/> Passenger side sliding load door with track cover
<input checked="" type="checkbox"/> Quad beam headlamps
<input checked="" type="checkbox"/> Rear cargo hinged door
<input checked="" type="checkbox"/> Rear door edge warn reflectors
<input checked="" type="checkbox"/> Rear mudflaps
<input checked="" type="checkbox"/> Rear splash guards
<input checked="" type="checkbox"/> Restricted side load door opening
<input checked="" type="checkbox"/> Tutone painted plastic front bumper
<input checked="" type="checkbox"/> Wide bodyside body coloured moulding

## Interior Features

<input checked="" type="checkbox"/> 2 Interior grab handles
<input checked="" type="checkbox"/> 2nd row three seat wide bench
<input checked="" type="checkbox"/> 2nd/3rd Row courtesy light
<input checked="" type="checkbox"/> 4 Load compartment tie down loops
<input checked="" type="checkbox"/> Assist handle
<input checked="" type="checkbox"/> B pillar assist handle
<input checked="" type="checkbox"/> Cloth upholstery
<input checked="" type="checkbox"/> Colour keyed exterior pack
<input checked="" type="checkbox"/> Driver and passenger sunvisors with illuminated vanity mirrors
<input checked="" type="checkbox"/> Extended carpet inside floor cover with rubber rear
<input checked="" type="checkbox"/> Extended molded headliner
<input checked="" type="checkbox"/> Floorwell lights
<input checked="" type="checkbox"/> Front manual air conditioning
<input checked="" type="checkbox"/> Glazed bulkhead
<input checked="" type="checkbox"/> Header mounted courtesy lights - 2 map lights
<input checked="" type="checkbox"/> Height adjustable head restraints
<input checked="" type="checkbox"/> Illuminated footwell
<input checked="" type="checkbox"/> Internal grab handles
<input checked="" type="checkbox"/> Isofix child seat attachments - centre and offside 2nd row seats
<input checked="" type="checkbox"/> Leather gearshift knob
<input checked="" type="checkbox"/> LED load compartment light
<input checked="" type="checkbox"/> Lockable glove box
<input checked="" type="checkbox"/> Map reading lights
<input checked="" type="checkbox"/> Passenger underseat storage box
<input checked="" type="checkbox"/> Reach and rake adjustable steering column
<input checked="" type="checkbox"/> Rear coat hook
<input checked="" type="checkbox"/> Recirculation heater
<input checked="" type="checkbox"/> Side rear door trim panel - Level 1
<input checked="" type="checkbox"/> Sunglasses roof storage
<input checked="" type="checkbox"/> Tool kit
<input checked="" type="checkbox"/> Washer tank level warning lamp

## Packs

<input checked="" type="checkbox"/> Interior trim accent pack C - Transit custom
<input checked="" type="checkbox"/> Rear seat pack 3 - Transit Custom

## Passive Safety

<input checked="" type="checkbox"/> 3 point seatbelts for all seats
---

<input checked="" type="checkbox"/> Driver's airbag
<input checked="" type="checkbox"/> Dual note electric horn
<input checked="" type="checkbox"/> Front active seat belts
<input checked="" type="checkbox"/> Front passenger airbag restraint with driver/Passenger front seat belt buckle pretensioner and Passenger air bag deactivation
<input checked="" type="checkbox"/> Height adjustable drivers seatbelt mount
<input checked="" type="checkbox"/> Passenger seatbelt height adj
<input checked="" type="checkbox"/> Rear seat belts
<input checked="" type="checkbox"/> Seatbelt remainder for driver and passenger

## Security

<input checked="" type="checkbox"/> Auto locking on drive-away
<input checked="" type="checkbox"/> Auto relocking
<input checked="" type="checkbox"/> Configurable unlocking 2
<input checked="" type="checkbox"/> Locking wheel lug nut
<input checked="" type="checkbox"/> Multi channel door entry remote and 3 Button key fob
<input checked="" type="checkbox"/> Power door dead locks
<input checked="" type="checkbox"/> Power lock group
<input checked="" type="checkbox"/> Remote central locking
<input checked="" type="checkbox"/> Thatcham category 1 alarm
<input checked="" type="checkbox"/> Two step door unlock system

## Technical

<input checked="" type="checkbox"/> 2 12v sockets
<input checked="" type="checkbox"/> 80 litre fuel tank
<input checked="" type="checkbox"/> ABS
<input checked="" type="checkbox"/> Auto start/stop system
<input checked="" type="checkbox"/> Diesel particulate filter
<input checked="" type="checkbox"/> ESP
<input checked="" type="checkbox"/> ESP + EBA
<input checked="" type="checkbox"/> Extra heavy duty alternator
<input checked="" type="checkbox"/> Mechanical parking brake
<input checked="" type="checkbox"/> Roll stability control
<input checked="" type="checkbox"/> Side wind mitigation
<input checked="" type="checkbox"/> Standard duty suspension

## Wheels

<input checked="" type="checkbox"/> 16" 6.5 alloy wheels
<input checked="" type="checkbox"/> Full wheelcovers
<input checked="" type="checkbox"/> Spare wheel

## Technical Details

### Emissions - ICE

CO	N
HC	N
HC+NOx	N
Noise Level dB(A)	N
NOx	N
Particles	N
Standard Emissions	EURO 6
WLTP - CO2 (g/km) - Comb	202
WLTP - CO2 (g/km) - Comb - TEH	207
WLTP - CO2 (g/km) - Comb - TEL	182

## Engine and Drive Train

Automatic Transmission	False
Catalytic Convertor	True
CC	1996
Cooling System	WATER
Cylinder Layout	IN-LINE
Cylinders	4
Engine Layout	FRONT TRANSVERSE
Engine Make	N
Fuel Delivery	COMMON RAIL
Fuel Type	DIESEL

Gears	6 SPEED
Manual Transmission	True
Number of Valves	16
Valve gear	DOHC

### Fuel Consumption - ICE

EC	False
EC Combined	42.8
EC Extra Urban	47.1
EC Urban	37.7
WLTP - FC (l/100km) - Comb	7.7
WLTP - FC (l/100km) - Comb - TEH	8.5
WLTP - FC (l/100km) - Comb - TEL	6.7
WLTP - FC (l/100km) - High - TEH	6.8
WLTP - FC (l/100km) - High - TEL	6
WLTP - FC (l/100km) - Low - TEH	8.4
WLTP - FC (l/100km) - Low - TEL	7.4
WLTP - MPG - Comb	36.7
WLTP - MPG - Comb - TEH	33.2
WLTP - MPG - Comb - TEL	42.2
WLTP - MPG - High - TEH	41.5
WLTP - MPG - High - TEL	47.1
WLTP - MPG - Low - TEH	33.6
WLTP - MPG - Low - TEL	38.2

### General

Alternative Fuel Qualifying	False
Any aspect of the vehicles safety cause concern?	N
Badge Engine CC	2.0
Badge Power	130
Based On ID	N
Chassis Engine Number	N
Coin Description	N
Coin Gross Vehicle Weight Code	N
Coin Power Output Code	N
Coin Series	N
Coin Wheelbase Description Code	N
Coin Wheelbase Name Code	N
Generation Mark	1
Ghost model for valuation purposes	False
Insurance Group 1	N
Insurance Group 2	N
NCAP Adult Occupant Protection %	N
NCAP Child Occupant Protection %	N
NCAP Front/Side Impact - Discontinued February 09	N
NCAP Overall Rating - Effective February 09	N
NCAP Overall Rating - LCV	Gold
NCAP Pedestrian - Discontinued February 09	N
NCAP Pedestrian Protection %	N
NCAP Safety Assist %	63
Relative Height	H1
Relative Length	L2
Running Cost League Headings	MEDIUM
Service Interval Frequency - Months	24
Service Interval Mileage	25000
Special Edition	False
Special Order	False
Timing Belt Interval Frequency - Months	120
Timing Belt Interval Mileage	150000
Vehicle Homologation Class	N1
Vin/Frame No.	N

### Performance

0 to 60	N
0 to 62	N

BHP	130
Engine Power KW	96
Engine Torque LBS.FT	284
Engine Torque MKG	39.3
Engine Torque NM	385
PS	True
Top Speed	N

### Test Cycles

Emissions Test Cycle	WLTP
RDE Certification Level	RDE 2

### Tyres

Alloys?	True
Automatic Clutch	False
Plated 3rd Axle	N
Plated 4th Axle	N
Space Saver?	False
Tyre Make	N
Tyre Size Front	215/65 R16
Tyre Size Rear	215/65 R16
Tyre Size Spare	FULL SIZE
Wheel Style	N
Wheel Type	16" ALLOY

### Vehicle Dimensions

Front Overhang	1012
Height	1979
Height (including roof rails)	N
Length	5340
Load Deck Height	536
Load Height	1406
Load Length	1944
Load Space Width Between Wheel Arches	1351
Load Width	1775
Lower Rear Door Width	1404
Rear Door Height	1347
Rear Overhang	1028
Side Load Door Height	N
Side Load Door Width	N
Turning Circle - Kerb to Kerb	12.8
Turning Circle - Wall to Wall	13.4
Upper Rear Door Width	1404
Wheelbase	3300
Width (excluding mirrors)	1986
Width (including mirrors)	2272

### Weight and Capacities

Boot Capacity Saloons	N
Fuel Tank Capacity (Litres)	80
Gross Train Weight	5240
Gross Vehicle Weight	3200
Load Space Volume	4.4
Luggage Capacity (Seats Down)	N
Luggage Capacity (Seats Up)	N
Luggage Capacity - 2nd Row Seats Removed	N
Luggage Capacity - 2nd Row Seats Up	N
Luggage Capacity - 3rd Row Seats Down	N
Luggage Capacity - 3rd Row Seats Removed	N
Luggage Capacity - 3rd Row Seats Up	N
Max. Towing Weight - Braked	2800
Max. Towing Weight - Unbraked	750
Minimum Kerbweight	2091
No. of Seats	6
Payload	1109

Plated 2nd Axle	1725
Plated Front Axle	1625