





valuation anywhere

Diesel 
6 spd 
-- 
100 

VAUXHALL

VIVARO L2 DIESEL (19-)
[44322] 2900 1.5d 100PS Sportive H1 Van (19-)
VIN: VXEVBYHRKL7004738
Colour: GREY



DS69KHD

Mileage Valuation Date Your Reference Your Valuation

Summary of Vehicle Details

Manufacturer:	VAUXHALL	Registration Date:	14 Oct 2019	Fuel Type:	Diesel
Model:	VIVARO L2 DIESEL	Engine Number:	10Q4DK0020859 O4B	Transmission:	6 spd
Trim:	2900 1.5d 100PS Sportive H1 Van	VIN Number:	VXEVBYHRKL7004738	Power (bhp):	100
CAP ID:	44322	Colour:	GREY	Vehicle Excise Duty:	data not available
Last Keeper Change:	14 Oct 2019	Imported:	No	Emissions CO2 (g/km):	135
		Exported:	No		
		Scrapped:	No		

Price Summary

Original Base Model Price (when new):	£25,825
---------------------------------------	---------

Options fitted

None Specified.	
Original Price with Options (when new):	£25,825

Standard Equipment Removed

None Specified.

Standard Equipment

Driver Convenience

<input checked="" type="checkbox"/> Driver drowsiness system
<input checked="" type="checkbox"/> Instrumentation - Speedometer, rev counter, fuel gauge with low fuel warning light and coolant temperature warning light
<input checked="" type="checkbox"/> Multi function trip computer, trip odometer, vehicle range, average speed, driving time, average and instantaneous fuel economy
<input checked="" type="checkbox"/> Vauxhall connect box

Entertainment

<input checked="" type="checkbox"/> Steering column mounted audio controls and flexible roof mounted aerial

Exterior Features

<input checked="" type="checkbox"/> Electric front windows with one touch up/down facility
<input checked="" type="checkbox"/> Front cornering lights
<input checked="" type="checkbox"/> Halogen headlights
<input checked="" type="checkbox"/> Lights on audible warning, reversing light, hazard warning, rear fog light, high level brake light and side repeat indicator
<input checked="" type="checkbox"/> Unglazed nearside and offside sliding side access door

Interior Features

<input checked="" type="checkbox"/> 2 Reading lights
<input checked="" type="checkbox"/> Cab soundproofing
<input checked="" type="checkbox"/> Curitiba cloth upholstery with vinyl side bolsters

<input checked="" type="checkbox"/> Facia storage-upper glovebox, open lower glovebox with 12v socket and aux-in ,lower shelf, A4 storage on top, two drink holders, pocket in gear lever
<input checked="" type="checkbox"/> Fixed floor mounted load restraint lashing eyes x8
<input checked="" type="checkbox"/> FlexCargo load through bulkhead
<input checked="" type="checkbox"/> Fold flat centre seat backrest
<input checked="" type="checkbox"/> Front door pockets
<input checked="" type="checkbox"/> Reach and rake adj steering wheel, facia mounted gear lever, floor mounted handbrake lever, cab headliner, inertia reel lap and diagonal seatbelt
<input checked="" type="checkbox"/> White picto instrument panel

Packs

<input checked="" type="checkbox"/> Visibility Pack - Vivaro
--

Safety

<input checked="" type="checkbox"/> Driver airbag and front passenger airbag with deactivation switch
<input checked="" type="checkbox"/> Height adjustable outer front seatbelts

Security

<input checked="" type="checkbox"/> Electronic engine deadlock immobiliser, steering column lock, lockable fuel filler cap and anti theft spare wheel cradle
<input checked="" type="checkbox"/> Remote control door locking, selective door locking, two keys with integral remote and door deadlocks
<input checked="" type="checkbox"/> Security alarm system with engine compartment protection, ultrasonic detectors in load area and siren

Technical

<input checked="" type="checkbox"/> 22.5 litres AdBlue tank
<input checked="" type="checkbox"/> Electronic brake force distribution
<input checked="" type="checkbox"/> Four channel Anti lock braking system
<input checked="" type="checkbox"/> Hill start assist
<input checked="" type="checkbox"/> Rear 12v socket

Technical Details

Emissions - ICE

HC	N
Standard Euro Emissions	EURO 6
WLTP - CO2 (g/km) - Comb - Max	194
WLTP - CO2 (g/km) - Comb - Min	165

Engine and Drive Train

Automatic Transmission	False
Bore	75
Catalytic Convertor	True
CC	1499
Cylinder Layout	IN-LINE
Cylinders	4
Engine Codes	DV5RUCd
Engine Layout	FRONT TRANSVERSE
Engine Make	N
Fuel Delivery	DIRECT INJECTION TURBO INTERCOOLER
Fuel Type	DIESEL
Gears	6 SPEED
Manual Transmission	True
Number of Valves	16
Stroke	84.8
Valve gear	DOHC

Fuel Consumption - ICE

EC	True
EC Combined	55.3
EC Extra Urban	57.6
EC Urban	50.4
WLTP - FC (l/100km) - Comb - Max	7.4
WLTP - FC (l/100km) - Comb - Min	6.3
WLTP - MPG - Comb - Max	38.1
WLTP - MPG - Comb - Min	44.8

General

Any aspect of the vehicles safety cause concern?	False
Badge Engine CC	1.5
Badge Power	100
Based On ID	N
Battery Volts	12
Clutch	SINGLE DRY PLATE
Coin Description	N
Coin Gross Vehicle Weight Code	N
Coin Power Output Code	N
Coin Series	N
Coin Wheelbase Description Code	N
Coin Wheelbase Name Code	N
Exhaust System	CATALYTIC CONVERTER
Front Suspension	MACPHERSON STRUTS
Ghost model for valuation purposes	False
Insurance Group 1	N
Insurance Group 2	N
Man Corrosion Perforation Guarantee - Years	6
Manufacturers Paintwork Guarantee - Years	6
NCAP Adult Occupant Protection %	N
NCAP Child Occupant Protection %	N
NCAP Overall Rating - Effective February 09	N
NCAP Pedestrian Protection %	N
NCAP Safety Assist %	N
Service Interval Frequency - Months	24
Service Interval Mileage	25000
Special Edition	False
Special Order	False
Standard manufacturers warranty - Mileage	999999
Standard manufacturers warranty - Years	3
Steering	PAS RACK AND PINION
Timing Belt Interval Frequency - Months	72
Timing Belt Interval Mileage	100000
Vehicle Homologation Class	N1

Performance

0 to 60	False
BHP	100
Engine Power KW	74
Engine Power RPM	3500
Engine Torque LBS.FT	199
Engine Torque MKG	27.5
Engine Torque NM	270
Engine Torque RPM	1600
PS	True
Top Speed	90

Test Cycles

Emissions Test Cycle	NEDC Correlated
----------------------	-----------------

Tyres

Alloys?	False
Automatic Clutch	False
Space Saver?	False
Tyre Size Front	215/65R16
Tyre Size Rear	215/65R16
Tyre Size Spare	FULL SIZE
Wheel Style	N
Wheel Type	16" STEEL

Vehicle Dimensions

Front Overhang	881
Height	1935
Length	5309

Load Deck Height	600
Load Height	1397
Load Length	2862
Load Space Width Between Wheel Arches	1258
Load Width	1636
Rear Door Height	1220
Rear Overhang	803
Side Load Door Height	1241
Side Load Door Width	935
Turning Circle - Kerb to Kerb	12.4
Wheelbase	3275
Width (excluding mirrors)	1920
Width (including mirrors)	2204

Weight and Capacities

Boot Capacity Saloons	N
Fuel Tank Capacity (Litres)	70
Gross Train Weight	4230
Gross Vehicle Weight	2830
Load Space Volume	6.1
Max. Roof Load	170
Max. Towing Weight - Braked	1400
Max. Towing Weight - Unbraked	750
Minimum Kerbweight	1770
No. of Seats	3
Payload	1060
Plated 2nd Axle	1800
Plated Front Axle	1500

FOR SMARTER AUTOMOTIVE DECISIONS™