





# valuation anywhere

Diesel   
6 spd   
--   
130 

**FORD**  
TRANSIT 350 L4 DIESEL FWD (14-19)  
[37989] 2.0 TDCi 130ps Dropside (16-19)



**NO VRM**

Mileage Valuation Date Your Reference Your Valuation

## Summary of Vehicle Details

|                    |                                  |                       |                           |
|--------------------|----------------------------------|-----------------------|---------------------------|
| Manufacturer:      | <b>FORD</b>                      | Fuel Type:            | <b>Diesel</b>             |
| Model:             | <b>TRANSIT 350 L4 DIESEL FWD</b> | Transmission:         | <b>6 spd</b>              |
| Trim:              | <b>2.0 TDCi 130ps Dropside</b>   | Power (bhp):          | <b>130</b>                |
| CAP ID:            | <b>37989</b>                     | Vehicle Excise Duty:  | <b>data not available</b> |
| Registration Date: | <b>Jun 2019</b>                  | Emissions CO2 (g/km): |                           |

## Price Summary

|                                       |                |
|---------------------------------------|----------------|
| Original Base Model Price (when new): | <b>£32,470</b> |
|---------------------------------------|----------------|

## Options fitted

|   |                |
|---|----------------|
| None Specified.                         |                |
| Original Price with Options (when new): | <b>£32,470</b> |

## Standard Equipment Removed

None Specified.

## Standard Equipment

### Driver Convenience

|  |
|--|
| <input checked="" type="checkbox"/> PAS                        |
| <input checked="" type="checkbox"/> Seatbelt warning indicator |

### Exterior Features

|   |
|---|
| <input checked="" type="checkbox"/> Blind spot eliminator                 |
| <input checked="" type="checkbox"/> Body coloured side panels             |
| <input checked="" type="checkbox"/> Corner posts for tail lift fitment    |
| <input checked="" type="checkbox"/> Electric windows                      |
| <input checked="" type="checkbox"/> Part body colour front bumper         |
| <input checked="" type="checkbox"/> Plastic side steps                    |
| <input checked="" type="checkbox"/> Premium headboard with 2 grab handles |
| <input checked="" type="checkbox"/> Rear mudflaps                         |
| <input checked="" type="checkbox"/> Wide bodyside mouldings               |

### Interior Features

|   |
|---|
| <input checked="" type="checkbox"/> Driver's seat armrest                     |
| <input checked="" type="checkbox"/> Glovebox (A4 documents size)              |
| <input checked="" type="checkbox"/> Height adjustable front headrests         |
| <input checked="" type="checkbox"/> Overhead storage console                  |
| <input checked="" type="checkbox"/> Reach and rake adjustable steering column |

Rubber floor covering Tool kit

## Security

 Deadlocks Remote central locking

## Technical

 2 x 12V power outlets ABS + ESP Electronic dynamic cornering control Emergency brake assist Hill start assist Side wind mitigation

## Wheels

 16" steel wheels Partial wheelcovers

## Technical Details

### Emissions - ICE

|                         |        |
|-------------------------|--------|
| CO                      | N      |
| HC                      | N      |
| HC+NOx                  | N      |
| Noise Level dB(A)       | N      |
| NOx                     | N      |
| Particles               | N      |
| Standard Euro Emissions | EURO 6 |

### Engine and Drive Train

|                        |                  |
|------------------------|------------------|
| Automatic Transmission | False            |
| Catalytic Convertor    | True             |
| CC                     | 1996             |
| Cooling System         | WATER            |
| Cylinder Layout        | IN-LINE          |
| Cylinders              | 4                |
| Engine Layout          | FRONT TRANSVERSE |
| Engine Make            | N                |
| Fuel Delivery          | COMMON RAIL      |
| Fuel Type              | DIESEL           |
| Gears                  | 6 SPEED          |
| Manual Transmission    | True             |
| Number of Valves       | 16               |
| Valve gear             | DOHC             |

### Fuel Consumption - ICE

|                |   |
|----------------|---|
| EC             | N |
| EC Combined    | N |
| EC Extra Urban | N |
| EC Urban       | N |

## General

|  |                  |
|--|------------------|
| Any aspect of the vehicles safety cause concern? | False            |
| Badge Engine CC                                  | 2.0              |
| Badge Power                                      | 130              |
| Based On ID                                      | N                |
| Battery Volts                                    | 12               |
| Chassis Engine Number                            | N                |
| Clutch   | SINGLE DRY PLATE |
| Coin Description                                 | N                |
| Coin Gross Vehicle Weight Code                   | N                |
| Coin Power Output Code                           | N                |
| Coin Series                                      | N                |

|   |                   |
|---|-------------------|
| Coin Wheelbase Description Code             | N                 |
| Coin Wheelbase Name Code                    | N                 |
| Exhaust System                              | EGR               |
| Front Brakes                                | DISCS             |
| Front Suspension                            | MACPHERSON STRUTS |
| Ghost model for valuation purposes          | False             |
| Hand Brake                                  | REAR WHEELS       |
| Insurance Group 1                           | N                 |
| Insurance Group 2                           | N                 |
| Man Corrosion Perforation Guarantee - Years | 12                |
| Manufacturers Paintwork Guarantee - Years   | 1                 |
| NCAP Adult Occupant Protection %            | N                 |
| NCAP Child Occupant Protection %            | N                 |
| NCAP Overall Rating - Effective February 09 | N                 |
| NCAP Pedestrian Protection %                | N                 |
| NCAP Safety Assist %                        | N                 |
| Rear Brakes                                 | DISCS             |
| Rear Suspension                             | LEAF SPRINGS      |
| Running Cost League Headings                | N                 |
| Service Interval Frequency - Months         | 24                |
| Service Interval Mileage                    | 25000             |
| Special Edition                             | False             |
| Special Order                               | False             |
| Standard manufacturers warranty - Mileage   | 100000            |
| Standard manufacturers warranty - Years     | 3                 |
| Steering                                    | RACK AND PINION   |
| Timing Belt Interval Frequency - Months     | 120               |
| Timing Belt Interval Mileage                | 150000            |
| Vehicle Homologation Class                  | N1                |
| Vin/Frame No.                               | N                 |

## Performance

|                 |      |
|-----------------|------|
| 0 to 60         | N    |
| 0 to 62         | N    |
| BHP             | 130  |
| Engine Power KW | 96   |
| PS              | True |
| Top Speed       | N    |

## Tyres

|                  |           |
|------------------|-----------|
| Alloys?          | False     |
| Automatic Clutch | False     |
| Plated 3rd Axle  | N         |
| Plated 4th Axle  | N         |
| Space Saver?     | False     |
| Tyre Make        | N         |
| Tyre Size Spare  | FULL SIZE |
| Wheel Style      | N         |
| Wheel Type       | 16" STEEL |

## Vehicle Dimensions

|                                       |      |
|---------------------------------------|------|
| Height (including roof rails)         | N    |
| Length                                | 6579 |
| Load Deck Height                      | N    |
| Load Height                           | N    |
| Load Length                           | N    |
| Load Space Width Between Wheel Arches | N    |
| Load Width                            | N    |
| Lower Rear Door Width                 | N    |
| Rear Door Height                      | N    |
| Rear Overhang                         | N    |
| Side Load Door Height                 | N    |
| Side Load Door Width                  | N    |
| Upper Rear Door Width                 | N    |
| Wheelbase                             | 3954 |

## Weight and Capacities

|  |      |
|--|------|
| Boot Capacity Saloons                    | N    |
| Fuel Tank Capacity (Litres)              | 80   |
| Gross Train Weight                       | 5050 |
| Gross Vehicle Weight                     | 3500 |
| Load Space Volume                        | N    |
| Luggage Capacity (Seats Down)            | N    |
| Luggage Capacity (Seats Up)              | N    |
| Luggage Capacity - 2nd Row Seats Removed | N    |
| Luggage Capacity - 2nd Row Seats Up      | N    |
| Luggage Capacity - 3rd Row Seats Down    | N    |
| Luggage Capacity - 3rd Row Seats Removed | N    |
| Luggage Capacity - 3rd Row Seats Up      | N    |
| Max. Roof Load                           | N    |
| Max. Towing Weight - Braked              | N    |
| Max. Towing Weight - Unbraked            | N    |
| Minimum Kerbweight                       | 1767 |
| No. of Seats                             | 3    |
| Payload                                  | 1733 |
| Plated 2nd Axle                          | 2250 |
| Plated Front Axle                        | 1750 |

FOR SMARTER AUTOMOTIVE DECISIONS™