





valuation anywhere

Diesel 
6 spd 
-- 
105 

FORD
TRANSIT CUSTOM 300 L1 DIESEL FWD (17-23)
[44446] 2.0 EcoBlue 105ps Low Roof Leader Van (19-23)
VIN: WF0YXTTGYLB84012
Colour: WHITE



BN70OBH

Mileage Valuation Date Your Reference Your Valuation

Summary of Vehicle Details

Manufacturer:	FORD	Registration Date:	25 Sep 2020	Fuel Type:	Diesel
Model:	TRANSIT CUSTOM 300 L1 DIESEL FWD	Engine Number:	LB84012	Transmission:	6 spd
Trim:	2.0 EcoBlue 105ps Low Roof Leader Van	VIN Number:	WF0YXTTGYLB84012	Power (bhp):	105
CAP ID:	44446	Colour:	WHITE	Vehicle Excise Duty:	data not available
Last Keeper Change:	25 Sep 2020	Imported:	No	Emissions CO2 (g/km):	161
		Exported:	No		
		Scrapped:	No		

Price Summary

Original Base Model Price (when new):	£24,440
---------------------------------------	----------------

Options fitted

None Specified.	
Original Price with Options (when new):	£24,440

Standard Equipment Removed

None Specified.

Standard Equipment

Driver Convenience

<input checked="" type="checkbox"/> Easy fuel capless refuelling system
<input checked="" type="checkbox"/> Ford Eco mode
<input checked="" type="checkbox"/> PAS
<input checked="" type="checkbox"/> Selectable drive mode
<input checked="" type="checkbox"/> Vehicle maintenance monitor

Entertainment

<input checked="" type="checkbox"/> 4 speakers
<input checked="" type="checkbox"/> Audio controls mounted on steering wheel
<input checked="" type="checkbox"/> Aux input socket

Exterior Features

<input checked="" type="checkbox"/> 'Guide me home' headlights
<input checked="" type="checkbox"/> Automatic headlamps with follow me home
<input checked="" type="checkbox"/> Electric front windows with one touch facility for driver and front passenger
<input checked="" type="checkbox"/> Front mud flaps
<input checked="" type="checkbox"/> Headlamp levelling
<input checked="" type="checkbox"/> Intermittent front wash/wipe
<input checked="" type="checkbox"/> Part body colour front bumper

Passenger side sliding load door with track cover

Rear mudflaps

Interior Features

2 adjustable sunvisors

Courtesy light

Height adjustable front headrests

Moulded cab headlining

Passenger underseat storage box

Reach and rake adjustable steering column

Recirculation heater

Rubber floor covering

Safety

3 point seatbelts for all seats

Drivers airbag

Front seatbelt pretensioners

Height adjustable drivers seatbelt mount

Passenger seatbelt height adj

Security

Auto locking on drive-away

Auto relocking

Remote central locking

Technical

2 12v sockets

80 litre fuel tank

ABS

Auto start/stop system

Diesel particulate filter

ESP + EBA

Heavy duty alternator

Power point plug 400W - Level 2

Roll stability control

Side wind mitigation

Wheels

15" steel wheels

Hub cap covers

Technical Details

Emissions - ICE

CO	N
HC	N
HC+NOx	N
Noise Level dB(A)	N
NOx	N
Particles	N
Standard Euro Emissions	EURO 6
WLTP - CO2 (g/km) - Comb - TEH	204
WLTP - CO2 (g/km) - Comb - TEL	186

Engine and Drive Train

Automatic Transmission	False
Catalytic Convertor	True
CC	1996
Cooling System	WATER
Cylinder Layout	IN-LINE
Cylinders	4
Engine Layout	FRONT TRANSVERSE
Engine Make	N
Fuel Delivery	COMMON RAIL

Fuel Type	DIESEL
Gears	6 SPEED
Manual Transmission	True
Number of Valves	16
Valve gear	DOHC

Fuel Consumption - ICE

EC	False
EC Combined	45.6
EC Extra Urban	50.4
EC Urban	39.8
WLTP - FC (l/100km) - Comb - TEH	7.7
WLTP - FC (l/100km) - Comb - TEL	7.1
WLTP - FC (l/100km) - High - TEH	6.8
WLTP - FC (l/100km) - High - TEL	6.1
WLTP - FC (l/100km) - Low - TEH	8.2
WLTP - FC (l/100km) - Low - TEL	7.7
WLTP - MPG - Comb - TEH	36.7
WLTP - MPG - Comb - TEL	39.8
WLTP - MPG - High - TEH	41.5
WLTP - MPG - High - TEL	46.3
WLTP - MPG - Low - TEH	34.4
WLTP - MPG - Low - TEL	36.7

General

Any aspect of the vehicles safety cause concern?	N
Badge Engine CC	2.0
Badge Power	105
Based On ID	N
Chassis Engine Number	N
Coin Description	N
Coin Gross Vehicle Weight Code	N
Coin Power Output Code	N
Coin Series	N
Coin Wheelbase Description Code	N
Coin Wheelbase Name Code	N
Generation Mark	1
Ghost model for valuation purposes	False
Insurance Group 1	N
Insurance Group 2	N
NCAP Adult Occupant Protection %	N
NCAP Child Occupant Protection %	N
NCAP Front/Side Impact - Discontinued February 09	N
NCAP Overall Rating - Effective February 09	N
NCAP Pedestrian - Discontinued February 09	N
NCAP Pedestrian Protection %	N
NCAP Safety Assist %	N
Relative Height	H1
Relative Length	L1
Running Cost League Headings	MEDIUM
Service Interval Frequency - Months	24
Service Interval Mileage	25000
Special Edition	False
Special Order	False
Timing Belt Interval Frequency - Months	120
Timing Belt Interval Mileage	150000
Vehicle Homologation Class	N1
Vin/Frame No.	N

Performance

0 to 60	N
0 to 62	N
BHP	105
Engine Power KW	77
Engine Torque LBS.FT	266

Engine Torque MKG	36.7
Engine Torque NM	360
PS	True
Top Speed	N

Test Cycles

Emissions Test Cycle	WLTP
----------------------	------

Tyres

Alloys?	False
Automatic Clutch	False
Plated 3rd Axle	N
Plated 4th Axle	N
Space Saver?	False
Tyre Make	N
Tyre Size Spare	FULL SIZE
Wheel Style	N
Wheel Type	15" STEEL

Vehicle Dimensions

Front Overhang	1012
Height	2000
Height (including roof rails)	N
Length	4973
Load Deck Height	564
Load Height	1406
Load Length	2554
Load Space Width Between Wheel Arches	1351
Load Width	1775
Rear Door Height	1347
Rear Overhang	1028
Side Load Door Height	1324
Side Load Door Width	1030
Turning Circle - Kerb to Kerb	10.9
Turning Circle - Wall to Wall	11.6
Upper Rear Door Width	1404
Wheelbase	2933
Width (excluding mirrors)	1986
Width (including mirrors)	2272

Weight and Capacities

Boot Capacity Saloons	N
Fuel Tank Capacity (Litres)	80
Gross Train Weight	5040
Gross Vehicle Weight	3000
Load Space Volume	6
Luggage Capacity (Seats Down)	N
Luggage Capacity (Seats Up)	N
Luggage Capacity - 2nd Row Seats Removed	N
Luggage Capacity - 2nd Row Seats Up	N
Luggage Capacity - 3rd Row Seats Down	N
Luggage Capacity - 3rd Row Seats Removed	N
Luggage Capacity - 3rd Row Seats Up	N
Max. Towing Weight - Braked	2500
Minimum Kerbweight	1914
No. of Seats	3
Payload	1008
Plated 2nd Axle	1590
Plated Front Axle	1575