





valuation anywhere

Diesel 
6 spd 
-- 
105 

FORD

TRANSIT CUSTOM 300 L1 DIESEL FWD (17-23)
[44461] 2.0 EcoBlue 105ps Low Roof D/Cab Leader Van (19-23)
VIN: WF0ZXXTTGZLB79123
Colour: WHITE

BK20GNN



Mileage Valuation Date Your Reference Your Valuation

Summary of Vehicle Details

Manufacturer:	FORD	Registration Date:	09 Mar 2020	Fuel Type:	Diesel
Model:	TRANSIT CUSTOM 300 L1 DIESEL FWD	Engine Number:	LB79123	Transmission:	6 spd
Trim:	2.0 EcoBlue 105ps Low Roof D/Cab Leader Van	VIN Number:	WF0ZXXTTGZLB79123	Power (bhp):	105
CAP ID:	44461	Colour:	WHITE	Vehicle Excise Duty:	data not available
Last Keeper Change:	09 Mar 2020	Imported:	No	Emissions CO2 (g/km):	164
		Exported:	No		
		Scrapped:	No		

Price Summary

Original Base Model Price (when new):	£25,690
---------------------------------------	---------

Options fitted

None Specified.	
Original Price with Options (when new):	£25,690

Standard Equipment Removed

None Specified.

Standard Equipment

Driver Convenience

<input checked="" type="checkbox"/> Adjustable steering column
<input checked="" type="checkbox"/> Easy fuel capless refuelling system
<input checked="" type="checkbox"/> Ford Eco mode
<input checked="" type="checkbox"/> PAS
<input checked="" type="checkbox"/> Selectable drive mode
<input checked="" type="checkbox"/> Vehicle maintenance monitor

Entertainment

<input checked="" type="checkbox"/> Audio controls mounted on steering wheel
<input checked="" type="checkbox"/> Aux input socket

Exterior Features

<input checked="" type="checkbox"/> 'Guide me home' headlights
<input checked="" type="checkbox"/> Electric front windows with one touch facility for driver and front passenger
<input checked="" type="checkbox"/> Front mud flaps
<input checked="" type="checkbox"/> Headlamp levelling
<input checked="" type="checkbox"/> Intermittent front wash/wipe

<input checked="" type="checkbox"/> Part body colour front bumper
<input checked="" type="checkbox"/> Passenger side sliding load door with track cover
<input checked="" type="checkbox"/> Rear mudflaps

Interior Features

<input checked="" type="checkbox"/> 2 adjustable sunvisors
<input checked="" type="checkbox"/> 2nd row three seat wide bench
<input checked="" type="checkbox"/> Coat hook
<input checked="" type="checkbox"/> Courtesy light
<input checked="" type="checkbox"/> Grab handle on B pillar
<input checked="" type="checkbox"/> Half height load compartment trim boards
<input checked="" type="checkbox"/> Header mounted package tray
<input checked="" type="checkbox"/> Height adjustable head restraints
<input checked="" type="checkbox"/> Isofix child seat attachments - centre and offside 2nd row seats
<input checked="" type="checkbox"/> Moulded cab headlining
<input checked="" type="checkbox"/> Passenger underseat storage box
<input checked="" type="checkbox"/> Reach and rake adjustable steering column
<input checked="" type="checkbox"/> Recirculation heater
<input checked="" type="checkbox"/> Tie-down loops

Passive Safety

<input checked="" type="checkbox"/> 3 point seatbelts for all seats
<input checked="" type="checkbox"/> Driver's airbag
<input checked="" type="checkbox"/> Front seatbelt pretensioners
<input checked="" type="checkbox"/> Height adjustable drivers seatbelt mount
<input checked="" type="checkbox"/> Passenger seatbelt height adj

Security

<input checked="" type="checkbox"/> Auto locking on drive-away
<input checked="" type="checkbox"/> Auto relocking
<input checked="" type="checkbox"/> Remote central locking

Technical

<input checked="" type="checkbox"/> 2 12v sockets
<input checked="" type="checkbox"/> 80 litre fuel tank
<input checked="" type="checkbox"/> ABS
<input checked="" type="checkbox"/> Alternator - 150A
<input checked="" type="checkbox"/> Auto start/stop system
<input checked="" type="checkbox"/> Diesel particulate filter
<input checked="" type="checkbox"/> ESP + EBA
<input checked="" type="checkbox"/> Power point plug 400W - Level 2
<input checked="" type="checkbox"/> Roll stability control
<input checked="" type="checkbox"/> Side wind mitigation

Wheels

<input checked="" type="checkbox"/> 15" steel wheels
<input checked="" type="checkbox"/> Hub cap covers

Technical Details

Emissions - ICE

CO	N
HC	N
HC+NOx	N
Noise Level dB(A)	N
NOx	N
Particles	N
Standard Euro Emissions	EURO 6

Engine and Drive Train

Automatic Transmission	False
Catalytic Converter	True
CC	1996
Cooling System	WATER

Cylinder Layout	IN-LINE
Cylinders	4
Engine Layout	FRONT TRANSVERSE
Engine Make	N
Fuel Delivery	COMMON RAIL
Fuel Type	DIESEL
Gears	6 SPEED
Manual Transmission	True
Number of Valves	16
Valve gear	DOHC

Fuel Consumption - ICE

EC	False
EC Combined	44.8
EC Extra Urban	49.6
EC Urban	38.7

General

Any aspect of the vehicles safety cause concern?	N
Badge Engine CC	2.0
Badge Power	105
Based On ID	N
Chassis Engine Number	N
Coin Description	N
Coin Gross Vehicle Weight Code	N
Coin Power Output Code	N
Coin Series	N
Coin Wheelbase Description Code	N
Coin Wheelbase Name Code	N
Generation Mark	1
Ghost model for valuation purposes	False
Insurance Group 1	N
Insurance Group 2	N
NCAP Adult Occupant Protection %	N
NCAP Child Occupant Protection %	N
NCAP Front/Side Impact - Discontinued February 09	N
NCAP Overall Rating - Effective February 09	N
NCAP Pedestrian - Discontinued February 09	N
NCAP Pedestrian Protection %	N
NCAP Safety Assist %	N
Relative Height	H1
Relative Length	L1
Running Cost League Headings	MEDIUM
Service Interval Frequency - Months	24
Service Interval Mileage	25000
Special Edition	False
Special Order	False
Timing Belt Interval Frequency - Months	120
Timing Belt Interval Mileage	150000
Vehicle Homologation Class	N1
Vin/Frame No.	N

Performance

0 to 60	N
0 to 62	N
BHP	105
Engine Power KW	77
Engine Torque LBS.FT	266
Engine Torque MKG	36.7
Engine Torque NM	360
PS	True
Top Speed	N

Test Cycles

Emissions Test Cycle	NEDC Correlated
----------------------	-----------------

Tyres

Automatic Clutch	False
Plated 3rd Axle	N
Plated 4th Axle	N
Space Saver?	False
Tyre Make	N
Tyre Size Spare	FULL SIZE
Wheel Style	N
Wheel Type	15" STEEL

Vehicle Dimensions

Front Overhang	1012
Height	2000
Height (including roof rails)	N
Length	4973
Load Deck Height	564
Load Height	1406
Load Length	1577
Load Space Width Between Wheel Arches	1351
Load Width	1775
Rear Door Height	1347
Rear Overhang	1028
Side Load Door Height	N
Side Load Door Width	930
Turning Circle - Kerb to Kerb	10.9
Turning Circle - Wall to Wall	11.6
Upper Rear Door Width	1404
Wheelbase	2933
Width (excluding mirrors)	1986
Width (including mirrors)	2272

Weight and Capacities

Boot Capacity Saloons	N
Fuel Tank Capacity (Litres)	80
Gross Train Weight	5040
Gross Vehicle Weight	3000
Luggage Capacity (Seats Down)	N
Luggage Capacity (Seats Up)	N
Luggage Capacity - 2nd Row Seats Removed	N
Luggage Capacity - 2nd Row Seats Up	N
Luggage Capacity - 3rd Row Seats Down	N
Luggage Capacity - 3rd Row Seats Removed	N
Luggage Capacity - 3rd Row Seats Up	N
Minimum Kerbweight	2028
No. of Seats	6
Payload	972
Plated 2nd Axle	1590
Plated Front Axle	784